



CASTLETROY WASTEWATER TREATMENT PLANT

EIAR APPLICATION
MARCH 2023

CASTLETROY WASTEWATER TREATMENT PLANT

EIAR APPLICATION - MARCH 2023

DRAWING INDEX_ Rev._C01

DRAWING NO.

20701-JBB-00-XX-DR-Z-1001_CASTLETROY WWTP_COVER_SHEET
20701-JBB-00-XX-DR-Z-1002_CASTLETROY WWTP_DRAWING_LIST
20701-JBB-00-XX-DR-Z-1202_CASTLETROY WWTP SITE LOCATION MAP
20701-JBB-00-XX-DR-Z-1203_CASTLETROY WWTP EXISTING SITE LAYOUT PLAN
20701-JBB-00-XX-DR-Z-1204_CASTLETROY WWTP PROPOSED SITE LAYOUT PLAN
20701-JBB-00-XX-DR-Z-1205_CASTLETROY WWTP PROPOSED PIPEWORK LAYOUT PLAN
20701-JBB-00-XX-DR-Z-1207_CASTLETROY WWTP PROPOSED SITE DRAINAGE LAYOUT PLAN
20701-JBB-00-XX-DR-Z-1208_CASTLETROY WWTP RIGHT OF WAY-WAYLEAVE MAP
20701-JBB-00-XX-M3-Z-01000-FED_MODEL - PLANNING
20701-JBB-00-XX-DR-Z-01005_PROPOSED FILTER_BLDG_SPLITTER_CHAMBER-PLAN LAYOUT
20701-JBB-00-XX-DR-Z-01006_PROPOSED FILTER_BLDG_SPLITTER_CHAMBER-SECTIONS
20701-JBB-00-XX-DR-Z-01007_PROPOSED FILTER_BLDG_SPLITTER_CHAMBER-ELEVATIONS
20701-JBB-00-XX-DR-Z-01010_PROPOSED STORMWATER STORAGE TANK & RETURN P.S - FLOOR PLAN AND SECTION
20701-JBB-00-XX-DR-Z-01011_PROPOSED STORMWATER STORAGE TANK & RETURN P.S - TANK TOP PLAN AND SECTION
20701-JBB-00-XX-DR-Z-01012_PROPOSED STORMWATER STORAGE TANK & RETURN P.S PLAN AND SECTIONS
20701-JBB-00-XX-DR-Z-01013_PROPOSED STORMWATER STORAGE TANK & RETURN P.S - 3D OVERALL VIEW
20701-JBB-00-XX-DR-Z-01014_EXISTING PFT TANK_NO-1 - PLAN AND SECTION
20701-JBB-00-XX-DR-Z-01015_EXISTING PFT CONVERTED TO THICKENER SLUDGE STORAGE TANK - PLAN AND SECTION
20701-JBB-00-XX-DR-Z-01017_PROPOSED PFT TANK_NO-2-PLAN AND SECTION
20701-JBB-00-XX-DR-Z-01018_EXISTING 25M CLARIFIER TANK-PLAN AND SECTION
20701-JBB-00-XX-DR-Z-01019_EXISTING 20M CLARIFIER TANK-PLAN LAYOUT OF INTERNAL MODIFICATIONS
20701-JBB-00-XX-DR-Z-01020_EXISTING 20M CLARIFIER TANK-SECTIONS AND 3D VIEW OF INTERNAL MODIFICATIONS
20701-JBB-00-XX-DR-Z-01021_EXISTING AERATION TANK-PLAN LAYOUT OF INTERNAL MODIFICATIONS
20701-JBB-00-XX-DR-Z-01022_EXISTING AERATION TANK-SECTIONS OF INTERNAL MODIFICATIONS
20701-JBB-00-XX-DR-Z-01023_EXISTING AERATION TANK-3D VIEW OF INTERNAL MODIFICATIONS
20701-JBB-00-XX-DR-Z-01024_PROPOSED CHEMICAL STORAGE TANK NO-2
20701-JBB-00-XX-DR-Z-01025_PROPOSED SCUM_PUMP SUMP-PLAN AND SECTIONS
20701-JBB-00-XX-DR-Z-01026-PROPOSED WASHWATER BOOSTER_PS & SUMP-PLAN & SECTION
20701-JBB-00-XX-DR-Z-01027_PROPOSED STORM TRANSFER PUMP SUMP-PLAN AND SECTIONS
20701-JBB-00-XX-DR-Z-01028_PROPOSED PRIMARY SLUDGE THICKENING TANK NO.3 PLAN & SECTION
20701-JBB-00-XX-DR-Z-01029_MODIFICATIONS TO EXISTING SLUDGE DEWATERING PLANT HOUSE-PLAN LAYOUTS AND SECTIONS
20701-JBB-00-XX-DR-Z-01030_MODIFICATIONS TO EXISTING SLUDGE DEWATERING PLANT HOUSE-SECTIONS AND 3D VIEW
20701-JBB-00-XX-DR-Z-01031_PROPOSED ODOUR CONTROL UNIT NO-1-PLAN & SECTIONS
20701-JBB-00-XX-DR-Z-01032_PROPOSED ODOUR CONTROL UNIT NO-2-PLAN & SECTIONS
20701-JBB-00-XX-DR-Z-01033_PROPOSED ODOUR CONTROL UNIT NO-3-PLAN & SECTIONS
20701-JBB-00-XX-DR-Z-01034_MODIFICATIONS TO EXISTING RAW SEWAGE INLET PUMP STATION-PLAN & SECTIONS
20701-JBB-00-XX-DR-Z-01035_MODIFICATIONS TO EXISTING RAW SEWAGE INLET PUMP STATION-SECTIONS & ELEVATIONS
20701-JBB-00-XX-DR-Z-01036_EXISTING FINAL EFFLUENT OUTLET CHAMBER-PLAN AND SECTIONS
20701-JBB-00-XX-DR-Z-01037_MODIFICATIONS TO EXISTING INLET WORKS-PLAN AND SECTION
20701-JBB-00-XX-DR-Z-01038_MODIFICATIONS TO EXISTING INLET WORKS-SECTIONS
20701-JBB-00-XX-DR-Z-01039_MODIFICATIONS TO EXISTING INLET WORKS-3D VIEW
20701-JBB-00-XX-DR-Z-01040_EXISTING ADMINISTRATION BUILDING-PLAN-SECTIONS & ELEVATIONS
20701-JBB-00-XX-DR-Z-01041_PROPOSED EMERGENCY FLOOD EVENT PUMP STATION-PLAN AND SECTIONS
20701-JBB-00-XX-DR-Z-01042_PROPOSED EMERGENCY FLOOD EVENT PUMP STATION-ELEVATIONS AND 3D VIEW
GRF-JBAI-XX-XX-DR-L-0001_LANDSCAPE_MASTEPLAN-S0-P01.01-JBAI-XX-XX-DR-L-0001-ECOLOGICALLANDSCAPEPROPOSALS-S0-P01.01

Copyright
 This drawing and any design here on is the copyright of the Consultants and must not be reproduced without their written consent. All drawings remain the property of the Consultants.

THIS DRAWING TO BE READ IN CONJUNCTION WITH ALL RELEVANT ARCHITECTS AND ENGINEERS DRAWINGS.

FIGURED DIMENSIONS ONLY TO BE TAKEN FROM THIS DRAWING.

ALL LEVELS ARE IN METRES AND RELATE TO DATUM AT MALIN HEAD.

THIS DRAWING IS REPRODUCED FROM DIGITAL MAPS:
 O.S. MAPS - Scale 1:2,500
 O.S. MAPS - Scale 1:1,000
 DISCOVERY SERIES - Scale 1:50,000

ALL MAPS ARE REFERENCED TO IRISH NATIONAL GRID (I.T.M.)

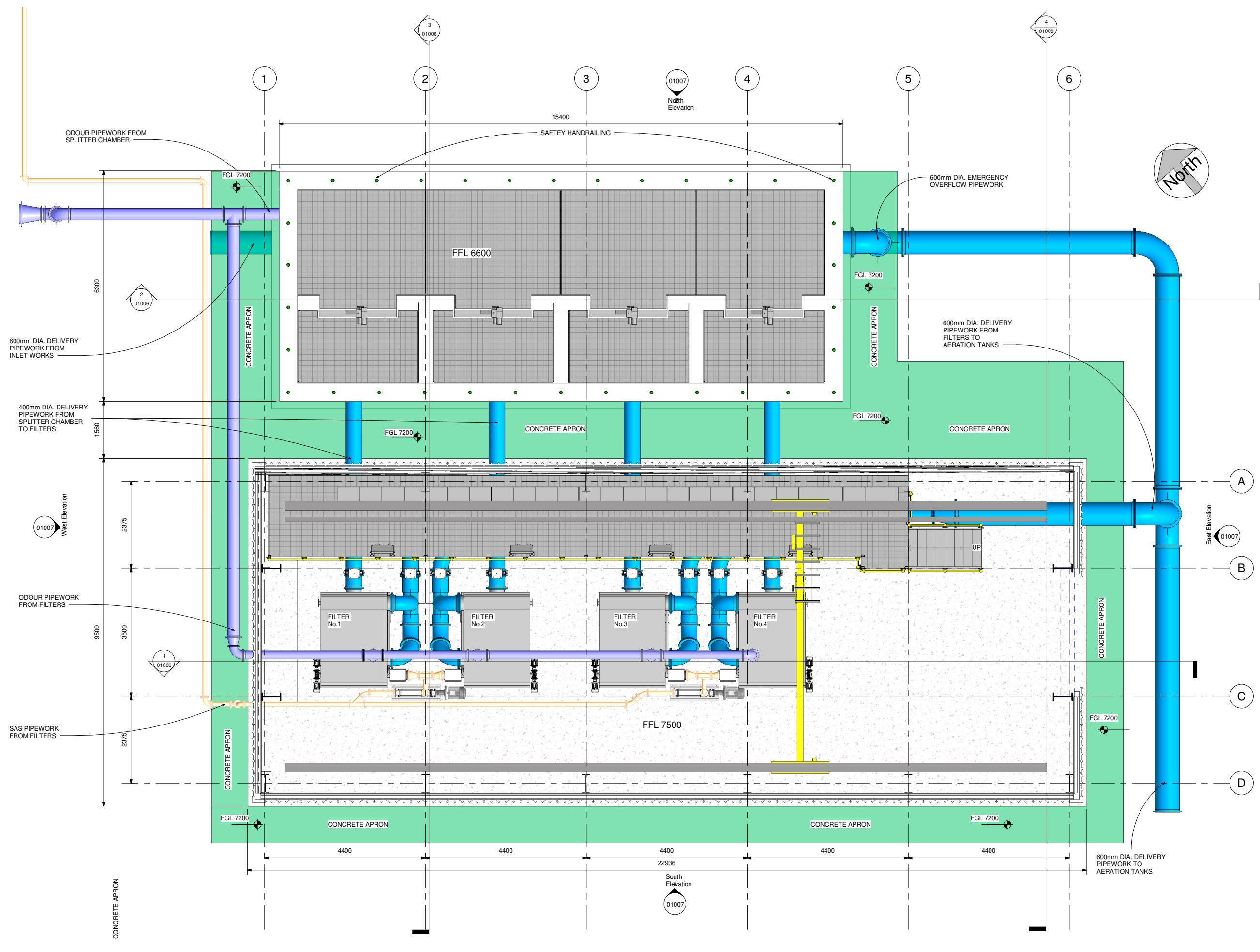
REPRODUCED FROM THE ORDNANCE SURVEY OF IRELAND BY PERMISSION OF THE GOVERNMENT. LICENSE NO. 3-3-34.

THIS DRAWING IS A COPY OF AN ELECTRONIC FILE AND IS COPYRIGHT.

ALL DIMENSIONS TO BE CHECKED ON SITE.

ALL MATERIALS AND WORKMANSHIP TO BE IN ACCORDANCE WITH ENGINEERS SPECIFICATION.

IT IS THE CONTRACTORS RESPONSIBILITY TO VERIFY ALL DIMENSIONS AND LEVELS PRIOR TO COMMENCEMENT OF CONSTRUCTION.



1 FLOOR LAYOUT FFL
 1:50

DO NOT SCALE REDUCED COPY -A3 PRINT

Rev.	Suit.	Revision Description	Checked:	Date:
C01	A1	ISSUED FOR EIA/AR	PJ	28-02-23

Client:

UISCE
 EIREANN · IRISH WATER

Colvill House
 24-26 Talbot St
 Dublin 1

Tel: 1890 278 278
 Int: +353 1 707 2828
 email: info@water.ie
 Web: www.water.ie

Project:

CASTLETROY WASTEWATER TREATMENT PLANT

Clients Representative:

J. B. Barry and Partners Limited
 Consulting Engineers

Classon House
 Dundrum Business Park
 Dundrum Road
 Dublin 14

Tel: +353 1 485 1400
 email: info@jbbarry.ie
 web: www.jbbarry.ie

Drawn By:	LA	Date:	03/16/22
Checked By:	PH	Date:	03/16/22
Approved by:	PJ	Date:	03/16/22
Internal Project No.	20701-JBB-00-XX-DR-Z	Stage	EIA/AR

Drawing Title:

PROPOSED PRIMARY TREATMENT FILTER BUILDING AND SPLITTER CHAMBER-PLAN LAYOUT

Scales: 1:50

Drawing No:	20701-JBB-00-XX-DR-Z	Sheet No:	01005	Revision:	C01	Suitability:	
-------------	----------------------	-----------	-------	-----------	-----	--------------	--

O:20 Project:20701 - Castletroy WWTTP (Scale 2:4)000/WP/Draw/EIA/AR Drawings/March 2022/20701-JBB-00-XX-DR-Z-01005-01006-01007 - Proposed Primary Filter - BL_003_Splitter Chamber.rvt

Copyright
 This drawing and any design here on is the copyright of the Consultants and must not be reproduced without their written consent.
 All drawings remain the property of the Consultants.

THIS DRAWING TO BE READ IN CONJUNCTION WITH ALL RELEVANT ARCHITECTS AND ENGINEERS DRAWINGS.

FIGURED DIMENSIONS ONLY TO BE TAKEN FROM THIS DRAWING.
 ALL LEVELS ARE IN METRES AND RELATE TO DATUM AT MALIN HEAD.

THIS DRAWING IS REPRODUCED FROM DIGITAL MAPS:
 O.S. MAPS - Scale 1:2,500
 O.S. MAPS - Scale 1:1,000
 DISCOVERY SERIES - Scale 1:50,000

ALL MAPS ARE REFERENCED TO IRISH NATIONAL GRID (I.T.M.)

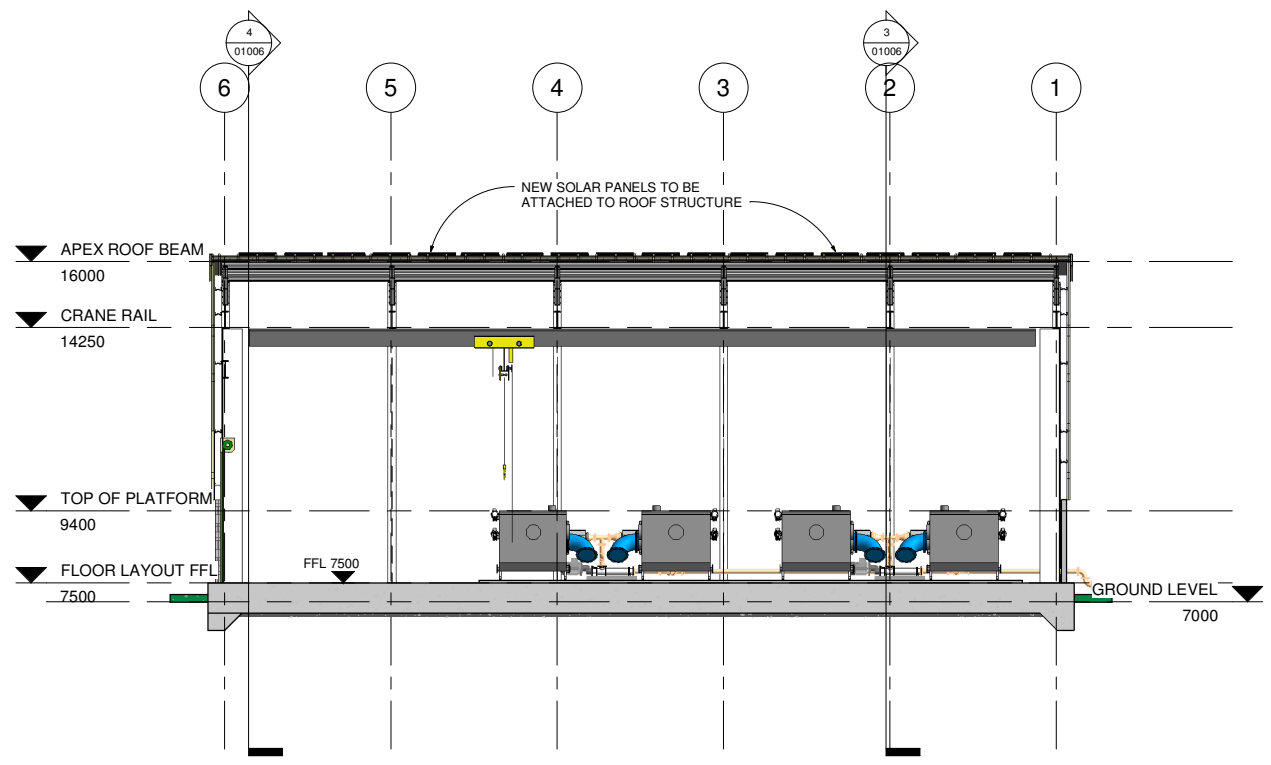
REPRODUCED FROM THE ORDNANCE SURVEY OF IRELAND BY PERMISSION OF THE GOVERNMENT. LICENSE NO. 3-3-34.

THIS DRAWING IS A COPY OF AN ELECTRONIC FILE AND IS COPYRIGHT.

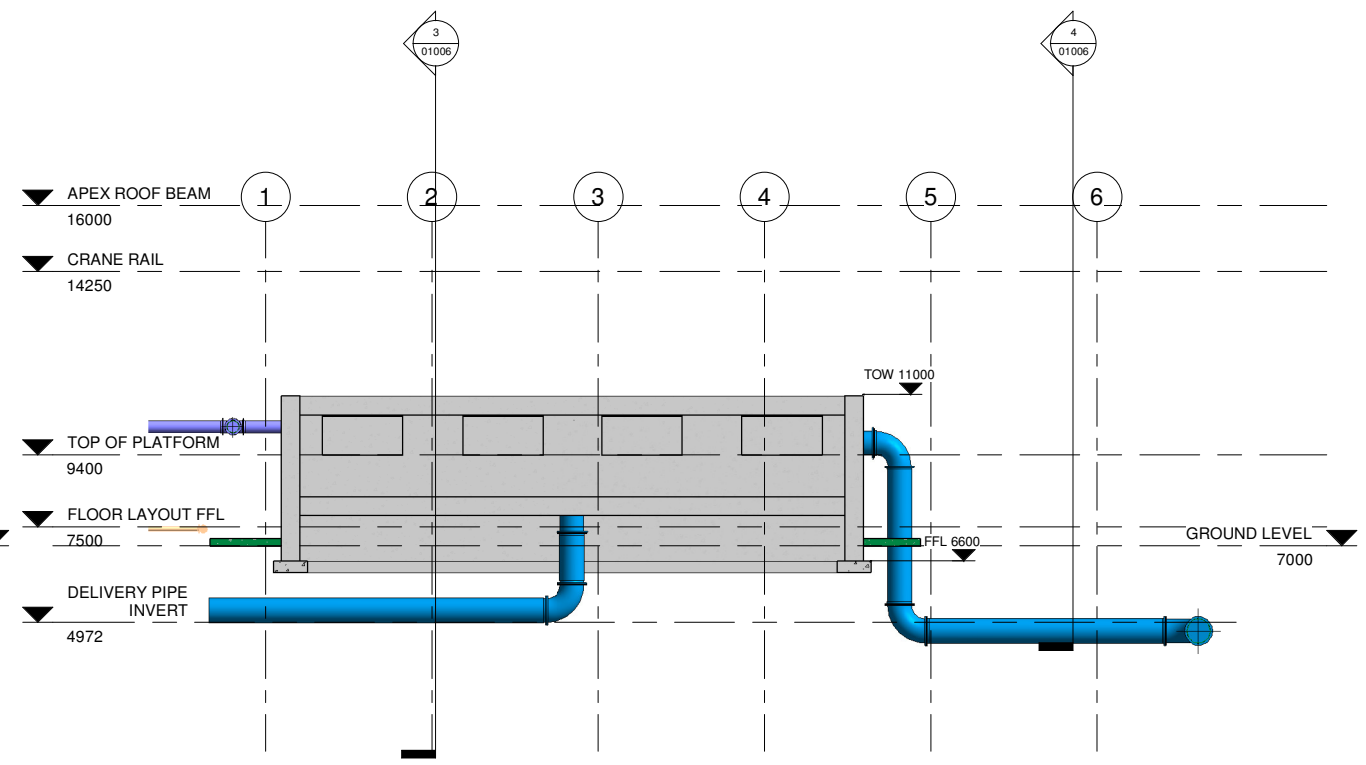
ALL DIMENSIONS TO BE CHECKED ON SITE.

ALL MATERIALS AND WORKMANSHIP TO BE IN ACCORDANCE WITH ENGINEERS SPECIFICATION.

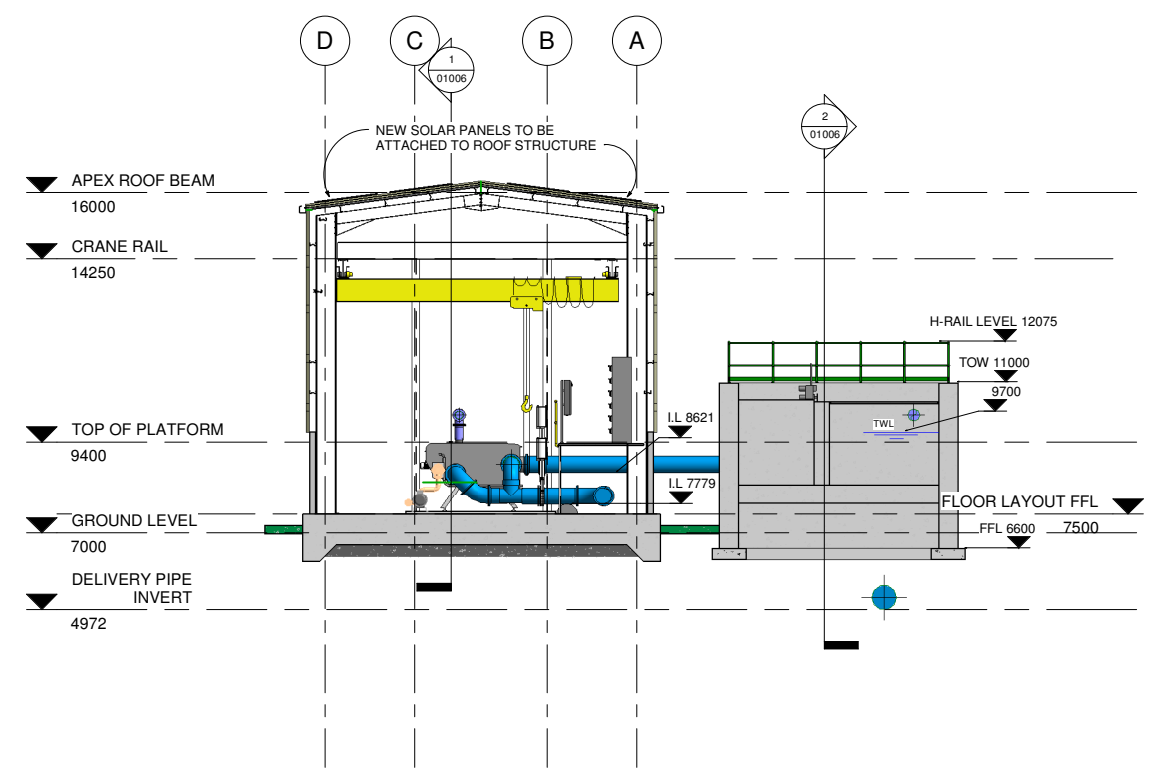
IT IS THE CONTRACTORS RESPONSIBILITY TO VERIFY ALL DIMENSIONS AND LEVELS PRIOR TO COMMENCEMENT OF CONSTRUCTION.



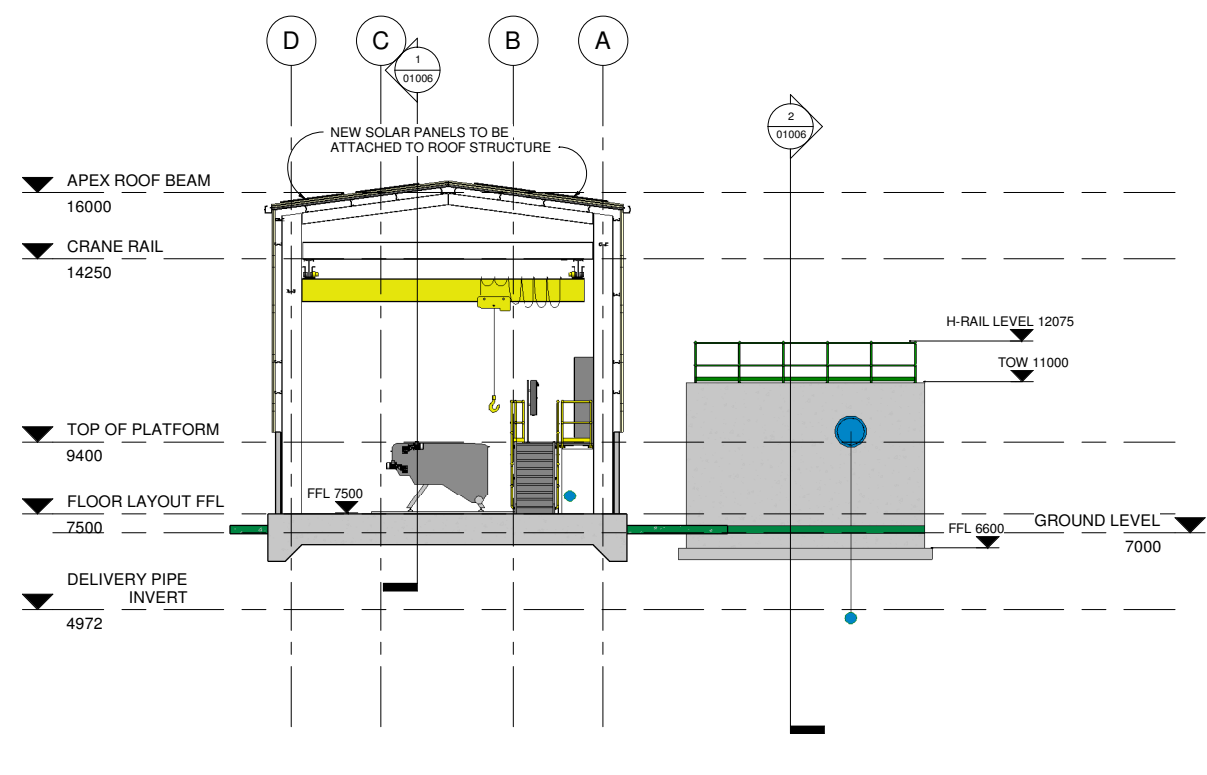
1 Section 1
 1 : 100



2 Section 2
 1 : 100



3 Section 3
 1 : 100



4 Section 4
 1 : 100

Rev.	Suit.	Revision Description	Checked:	Date:
C01	A1	ISSUED FOR EIA/AR	PJ	28-02-23

Client:

UISCE Colvill House Tel: 1890 278 278
 EIREANN | IRISH 24-26 Talbot St Int: +353-1-707 2828
 WATER Dublin 1 email: info@water.ie
 Web: www.water.ie

Project:

CASTLETROY WASTEWATER TREATMENT PLANT

Clients Representative:

J. B. Barry and Partners Limited
 Consulting Engineers

Classon House Tel: +353 1 485 1400
 Dundrum Business email: info@jbbarry.ie
 Park Dundrum Road web: www.jbbarry.ie
 Dublin 14

Drawn By:	LA	Date:	03/21/22
Checked By:	PH	Date:	03/21/22
Approved by:	PJ	Date:	03/21/22
Internal Project No.	20701-JBB-00-XX-DR-Z	Stage	EIA/AR

Drawing Title:

PROPOSED PRIMARY TREATMENT FILTER BUILDING AND SPLITTER CHAMBER-SECTIONS

Scales: 1 : 100

Drawing No:	20701-JBB-00-XX-DR-Z	Sheet No:	01006	Revision:	C01	Suitability:	
-------------	----------------------	-----------	-------	-----------	-----	--------------	--

DO NOT SCALE REDUCED COPY -A3 PRINT

O:20 Project:20701 - Castletroy WWTTP (Scale 2:4:100)WIP/Dwg/EIAR Drawings-March 2022/20701-JBB-00-XX-DR-Z-01006-01006-01007 - Proposed Primary Filter - BL.DWG - Spillar - Chamber.vnt

Copyright
 This drawing and any design here on is the copyright of the Consultants and must not be reproduced without their written consent.
 All drawings remain the property of the Consultants.

THIS DRAWING IS TO BE READ IN CONJUNCTION WITH ALL RELEVANT ARCHITECTS AND ENGINEERS DRAWINGS.

FIGURED DIMENSIONS ONLY TO BE TAKEN FROM THIS DRAWING.

ALL LEVELS ARE IN METRES AND RELATE TO DATUM AT MALIN HEAD.

THIS DRAWING IS REPRODUCED FROM DIGITAL MAPS:
 O.S. MAPS - Scale 1:2,500
 O.S. MAPS - Scale 1:1,000
 DISCOVERY SERIES - Scale 1:50,000

ALL MAPS ARE REFERENCED TO IRISH NATIONAL GRID (I.T.M.)

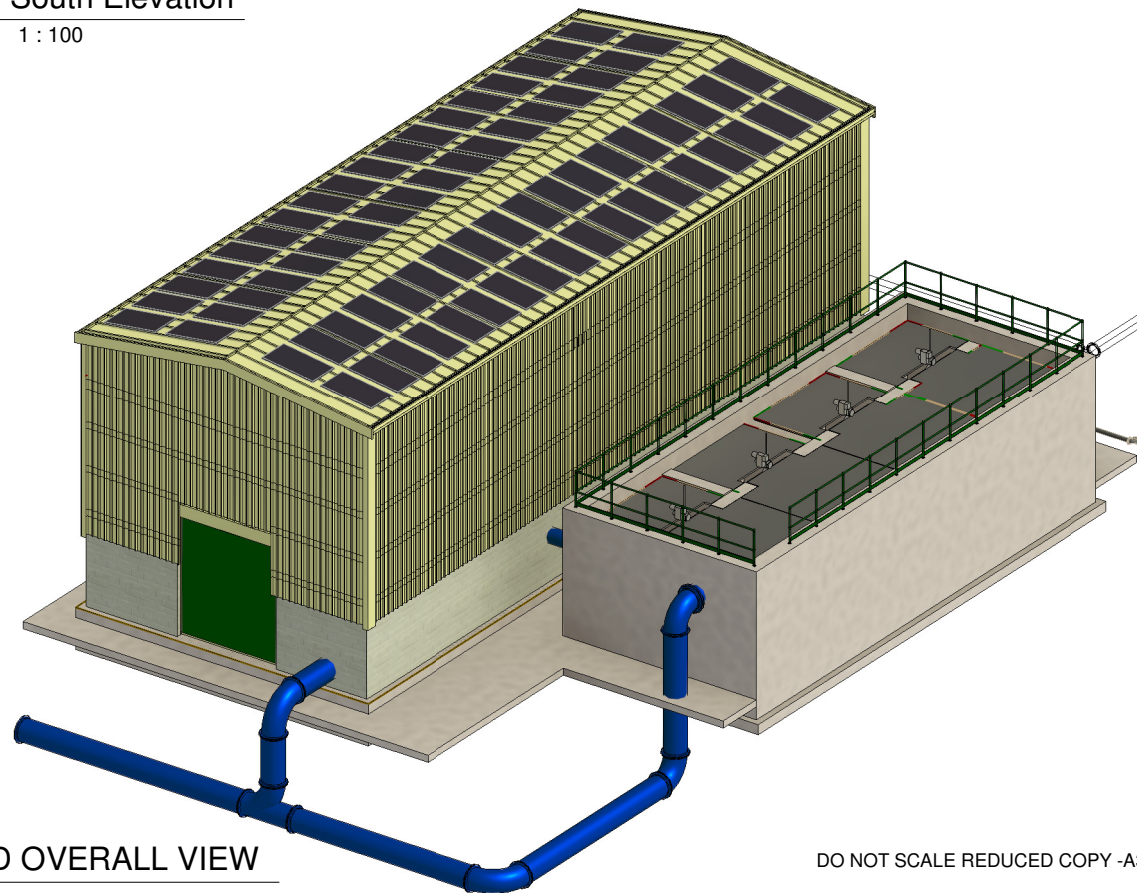
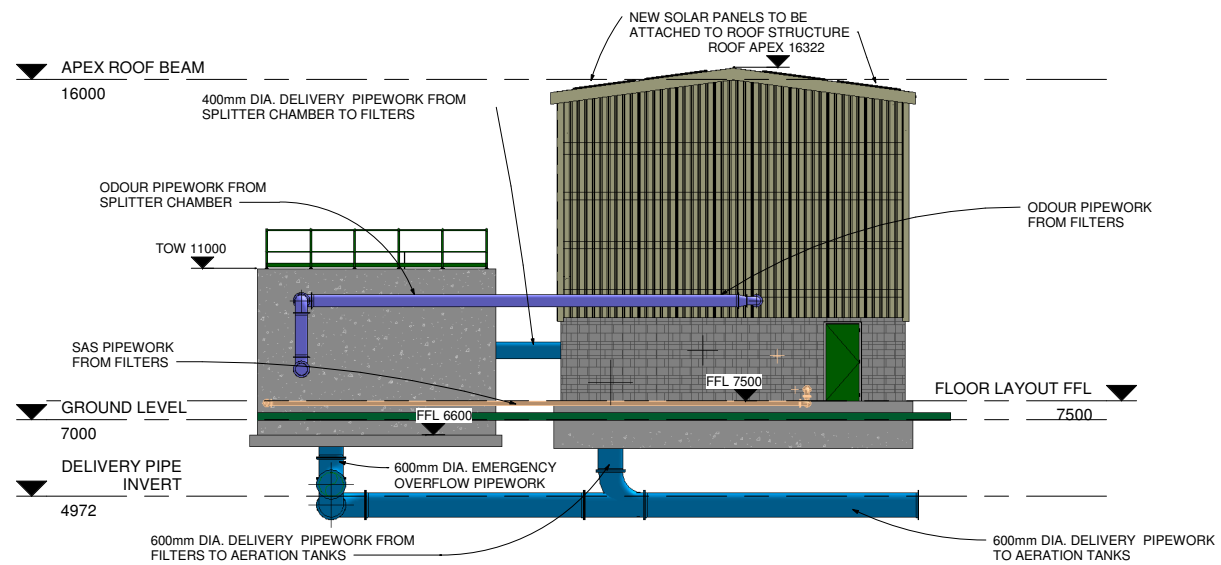
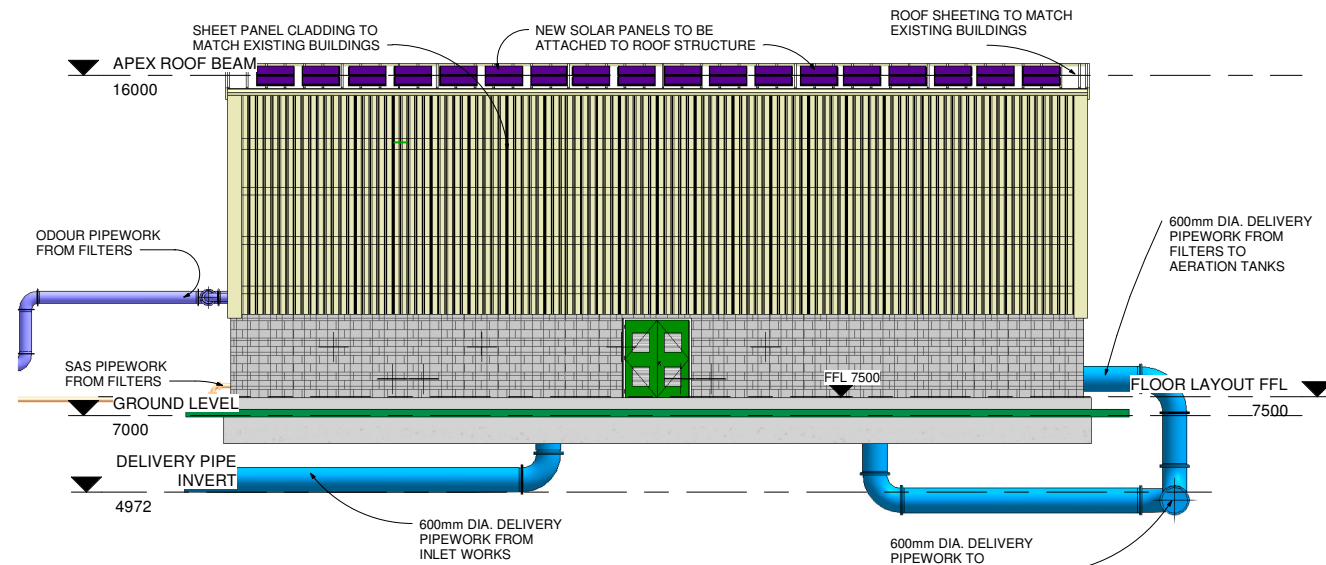
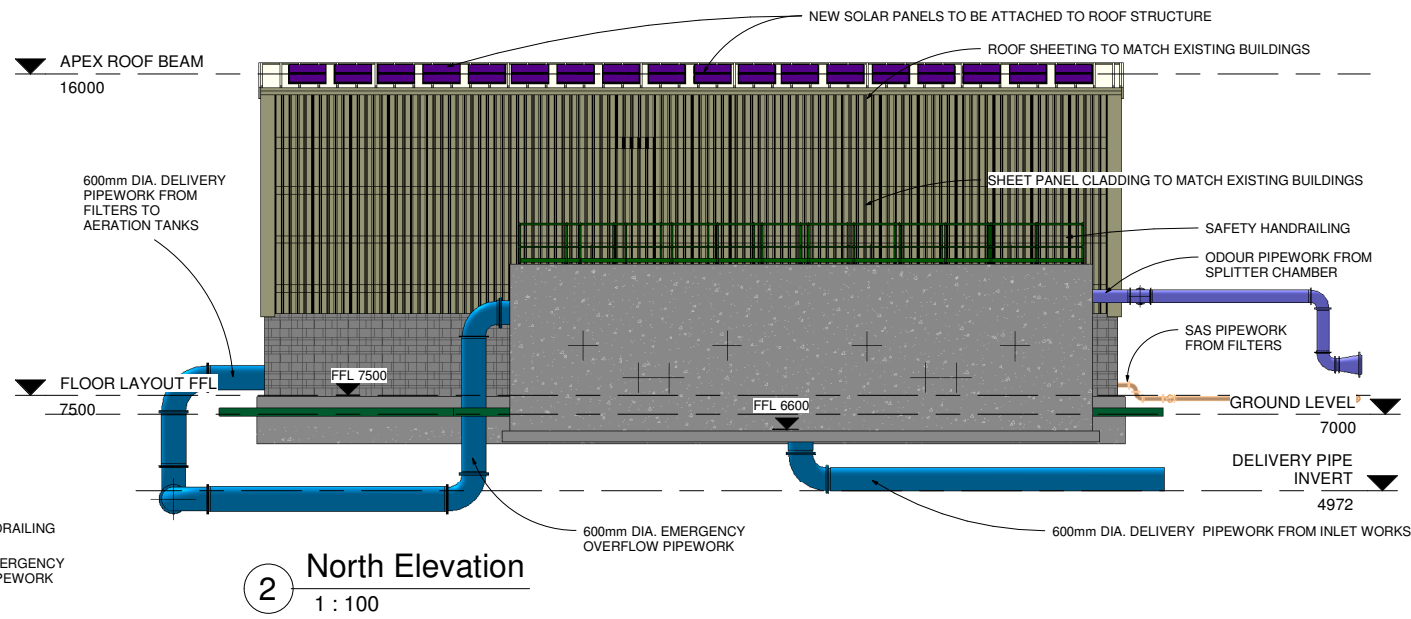
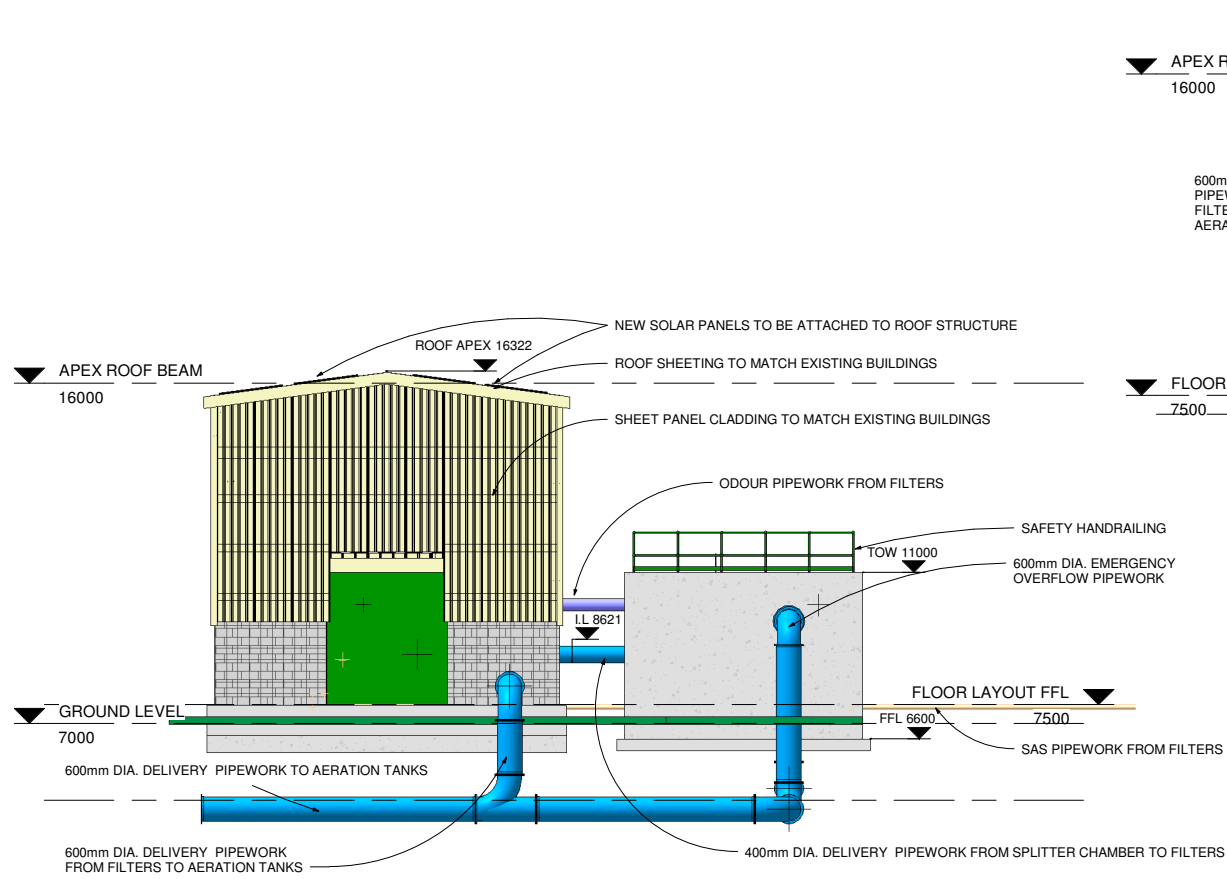
REPRODUCED FROM THE ORDNANCE SURVEY OF IRELAND BY PERMISSION OF THE GOVERNMENT. LICENSE NO. 3-3-34.

THIS DRAWING IS A COPY OF AN ELECTRONIC FILE AND IS COPYRIGHT.

ALL DIMENSIONS TO BE CHECKED ON SITE.

ALL MATERIALS AND WORKMANSHIP TO BE IN ACCORDANCE WITH ENGINEERS SPECIFICATION.

IT IS THE CONTRACTORS RESPONSIBILITY TO VERIFY ALL DIMENSIONS AND LEVELS PRIOR TO COMMENCEMENT OF CONSTRUCTION.



DO NOT SCALE REDUCED COPY -A3 PRINT

Rev.	Issue	Description	Checked	Date
C01	A1	ISSUED FOR E.I.A.R	PJ	28-02-23

Client:	UISCE	Colville House	Tel: 1890 278 278
	IRISH WATER	24-26 Talbot St	Int: +353 1 707 2828
		Dublin 1	email: info@uisce.ie
			Web: www.water.ie

Project:
CASTLETROY WASTEWATER TREATMENT PLANT

Clients Representative:
J. B. Barry and Partners Limited
 Consulting Engineers
 Classon House
 Dundrum Business Park
 Dundrum Road
 Dublin 14
 Tel: +353 1 485 1400
 email: info@jbbarr.ie
 web: www.jbbarr.ie

Drawn By:	LA	Date:	03/21/22
Checked By:	PH	Date:	03/21/22
Approved by:	PJ	Date:	03/21/22
Internal Project No.	20701-JBB-00-XX-DR-Z	Stage	E.I.A.R

Drawing Title:
PROPOSED PRIMARY TREATMENT FILTER BUILDING AND SPLITTER CHAMBER ELEVATIONS

Scales:	1 : 100
---------	---------

Drawing No.	20701-JBB-00-XX-DR-Z	Sheet No.	01007	Revision	C01	Suitability	
-------------	----------------------	-----------	-------	----------	-----	-------------	--

0:20 Project: 20701 - Castletroy WWTTP - Gate 2-4 100 WWP DWG E.I.A.R Drawings - March 2023 20701-JBB-00-XX-DR-Z-01006-01007 - Proposed Primary Filter - BLD - Splitter - Chamber.rvt

Copyright
 This drawing and any design here on is the copyright of the Consultants and must not be reproduced without their written consent. All drawings remain the property of the Consultants.

THIS DRAWING TO BE READ IN CONJUNCTION WITH ALL RELEVANT ARCHITECTS AND ENGINEERS DRAWINGS.

FIGURED DIMENSIONS ONLY TO BE TAKEN FROM THIS DRAWING.

ALL LEVELS ARE IN METRES AND RELATE TO DATUM AT MALIN HEAD.

THIS DRAWING IS REPRODUCED FROM DIGITAL MAPS:
 O.S. MAPS - Scale 1:2,500
 O.S. MAPS - Scale 1:1,000
 DISCOVERY SERIES - Scale 1:50,000

ALL MAPS ARE REFERENCED TO IRISH NATIONAL GRID (I.T.M.)

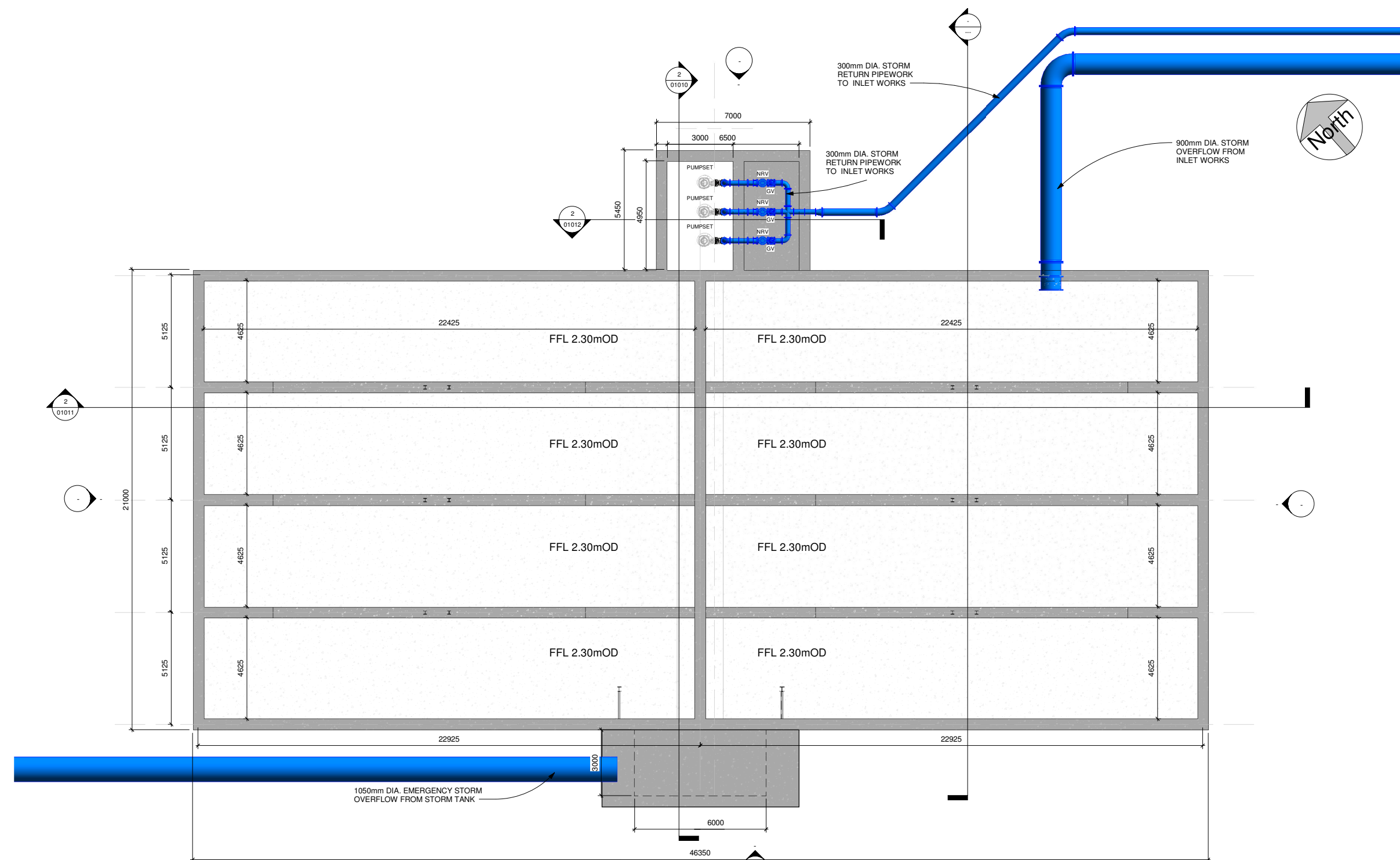
REPRODUCED FROM THE ORDNANCE SURVEY OF IRELAND BY PERMISSION OF THE GOVERNMENT. LICENSE NO. 3-3-34.

THIS DRAWING IS A COPY OF AN ELECTRONIC FILE AND IS COPYRIGHT.

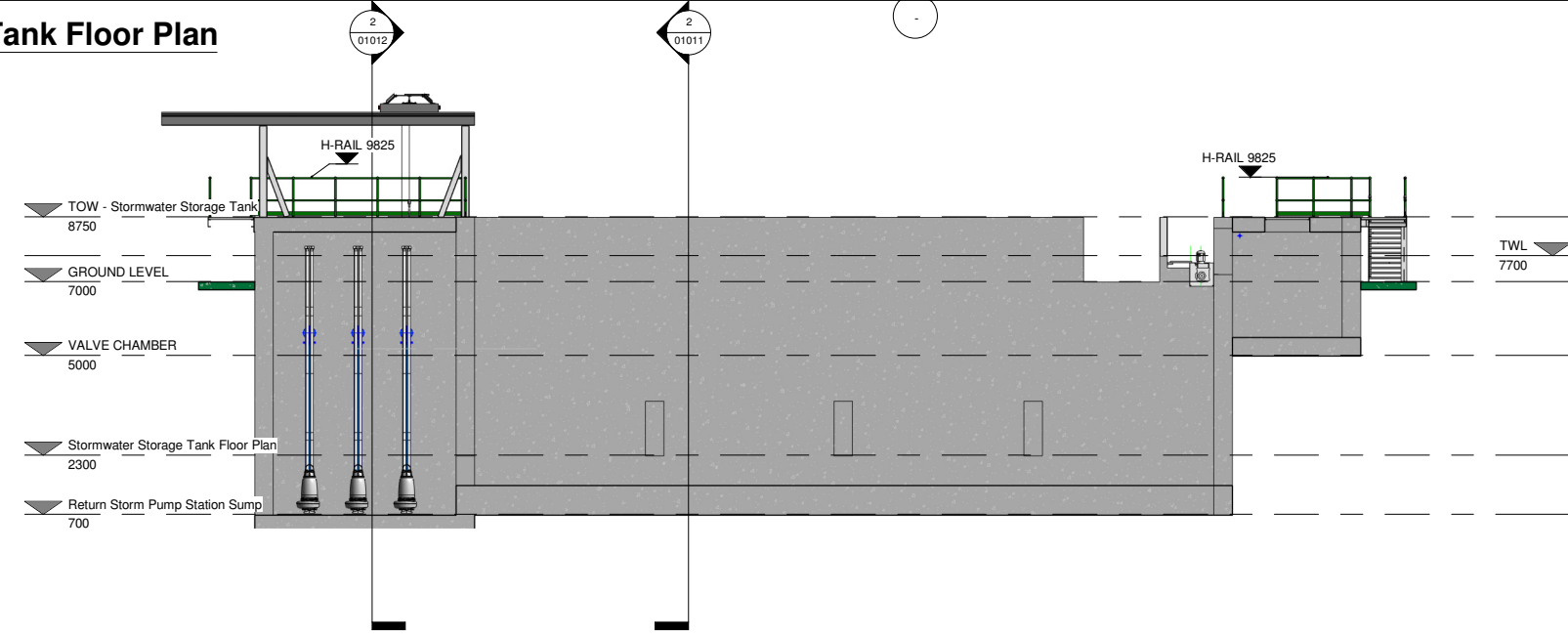
ALL DIMENSIONS TO BE CHECKED ON SITE.

ALL MATERIALS AND WORKMANSHIP TO BE IN ACCORDANCE WITH ENGINEERS SPECIFICATION.

IT IS THE CONTRACTORS RESPONSIBILITY TO VERIFY ALL DIMENSIONS AND LEVELS PRIOR TO COMMENCEMENT OF CONSTRUCTION.



1 Stormwater Storage Tank Floor Plan
 1 : 100



2 Section 1
 1 : 100

DO NOT SCALE REDUCED COPY -A3 PRINT

Rev.	Suit.	Revision Description	Checked:	Date:
C01	A1	ISSUED FOR E.I.A.R.	PJ	28-02-23

Client:

UISCE WATER EIREANN / IRISH WATER

Colvill House
 24-26 Talbot St
 Dublin 1

Tel: 1890 278 278
 Int: +353-1-707 2828
 email: info@water.ie
 Web: www.water.ie

CASTLETROY WASTEWATER TREATMENT PLANT

Clients Representative:

J. B. Barry and Partners Limited
 Consulting Engineers

Classon House
 Dundrum Business
 Park Dundrum Road
 Dublin 14

Tel: +353 1 485 1400
 email: info@jbbarry.ie
 web: www.jbbarry.ie

Drawn By:	LA	Date:	06/12/22
Checked By:	PH	Date:	06/12/22
Approved by:	PJ	Date:	06/12/22
Internal Project No.	20701-JBB-00-XX-DR-Z	Stage	E.I.A.R.

PROPOSED STORMWATER STORAGE TANK AND RETURN PUMP STATION PLAN AND SECTION

Scales: 1 : 100

Drawing No:	Sheet No:	Revision:	Suitability:
20701-JBB-00-XX-DR-Z	01010	C01	

O:20 Project:20701 - Castletroy WWTTP - Castle 2-4100-WP-Dwg-E.I.A.R Drawings-March 2023:20701-JBB-00-XX-DR-Z-01010-01011-01012-01013-Proposed Stormwater Storage Tank and Return Pump Station.dwg

Copyright
 This drawing and any design here on is the copyright of the Consultants and must not be reproduced without their written consent.
 All drawings remain the property of the Consultants.

THIS DRAWING TO BE READ IN CONJUNCTION WITH ALL RELEVANT ARCHITECTS AND ENGINEERS DRAWINGS.

FIGURED DIMENSIONS ONLY TO BE TAKEN FROM THIS DRAWING.

ALL LEVELS ARE IN METRES AND RELATE TO DATUM AT MALIN HEAD.

THIS DRAWING IS REPRODUCED FROM DIGITAL MAPS:
 O.S. MAPS - Scale 1:2,500
 O.S. MAPS - Scale 1:1,000
 DISCOVERY SERIES - Scale 1:50,000

ALL MAPS ARE REFERENCED TO IRISH NATIONAL GRID (I.T.M.)

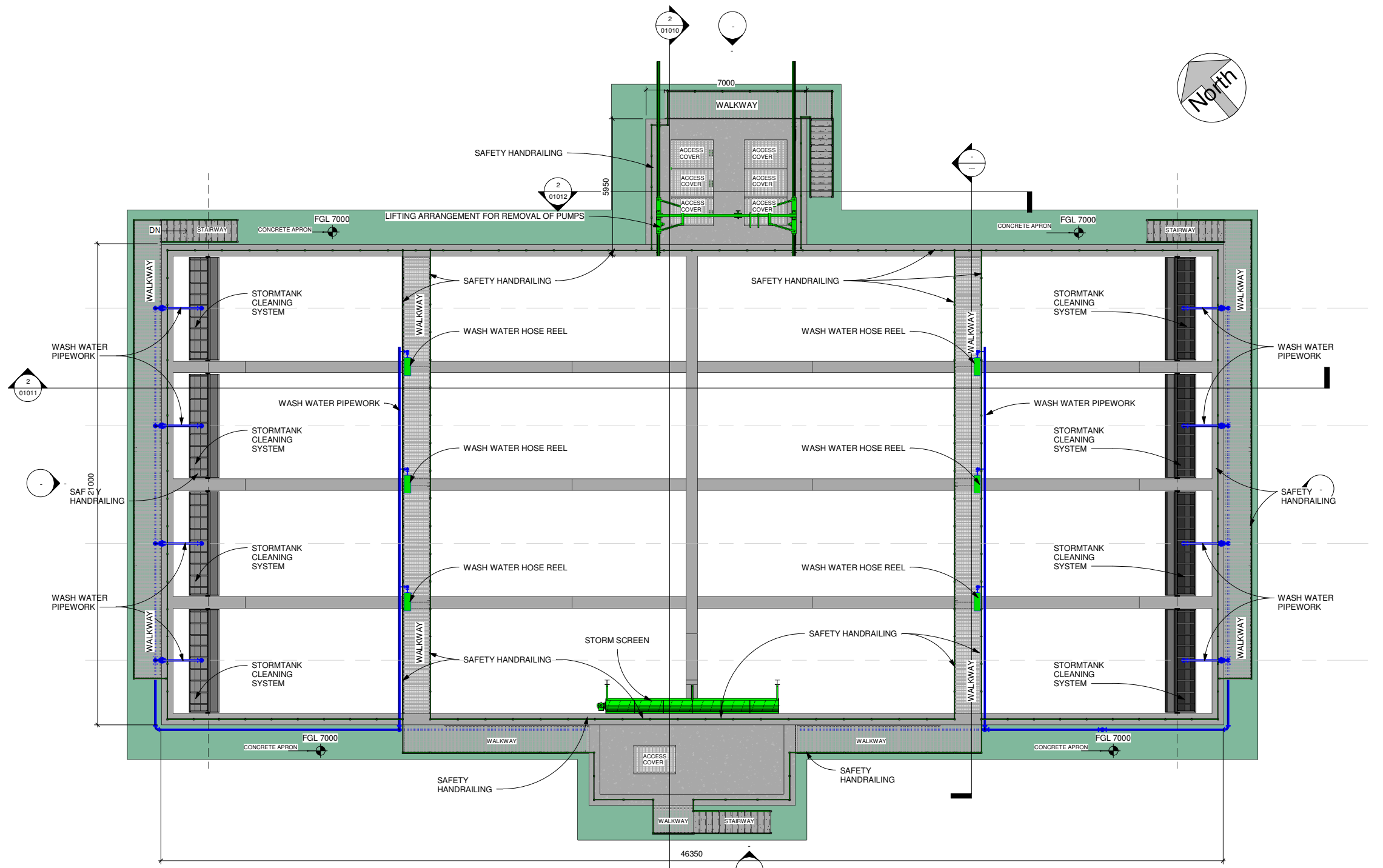
REPRODUCED FROM THE ORDNANCE SURVEY OF IRELAND BY PERMISSION OF THE GOVERNMENT. LICENSE NO. 3-3-34.

THIS DRAWING IS A COPY OF AN ELECTRONIC FILE AND IS COPYRIGHT.

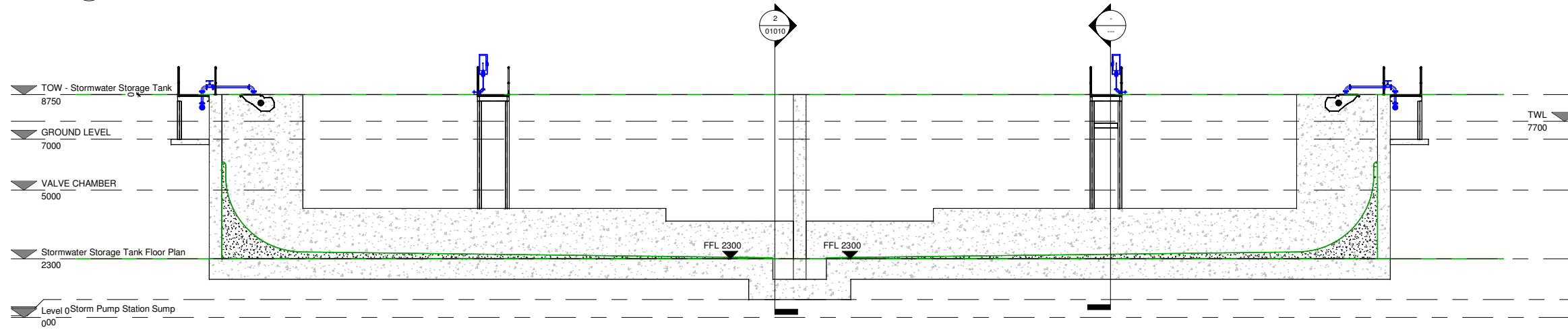
ALL DIMENSIONS TO BE CHECKED ON SITE.

ALL MATERIALS AND WORKMANSHIP TO BE IN ACCORDANCE WITH ENGINEERS SPECIFICATION.

IT IS THE CONTRACTORS RESPONSIBILITY TO VERIFY ALL DIMENSIONS AND LEVELS PRIOR TO COMMENCEMENT OF CONSTRUCTION.



1 TOW - Stormwater Storage Tank
 1 : 100



2 Section 2
 1 : 100

DO NOT SCALE REDUCED COPY -A3 PRINT

C01 A1 ISSUED FOR E.I.A.R. PJ 28-02-23			
Rev.:	Suit.:	Revision Description	Checked: Date:
Client:			
		Colville House 24-26 Talbot St Dublin 1 Tel: 1890 278 278 Int: +353-1-707 2828 email: info@water.ie Web: www.water.ie	
Project:			
CASTLETROY WASTEWATER TREATMENT PLANT			
Clients Representative:			
J. B. Barry and Partners Limited Consulting Engineers Classon House Dundrum Business Park Dundrum Road Dublin 14		Tel: +353 1 485 1400 email: info@jbbarry.ie web: www.jbbarry.ie	
Drawn By:	LHA	Date:	06/12/22
Checked By:	PH	Date:	06/12/22
Approved by:	PJ	Date:	06/12/22
Internal Project No.:	20701-JBB-00-XX-DR-Z	Stage:	E.I.A.R.
Drawing Title:			
PROPOSED STORMWATER STORAGE TANK AND RETURN PUMP STATION TOW PLAN AND SECTIONS			
Scales: 1 : 100			
Drawing No.:	20701-JBB-00-XX-DR-Z	Sheet No.:	01011
Revision:	C01	Suitability:	

O:\20 Projects\20701 - Castletroy WWTTP - Castle 2-400-WP-Dwg-E.I.A.R Drawings-March 2022\20701-JBB-00-XX-DR-Z-01010-01011-01012-01013-Proposed Stormwater Storage Tank and Return Pump Station.dwg

Copyright
 This drawing and any design here on is the copyright of the Consultants and must not be reproduced without their written consent.
 All drawings remain the property of the Consultants.

THIS DRAWING TO BE READ IN CONJUNCTION WITH ALL RELEVANT ARCHITECTS AND ENGINEERS DRAWINGS.

FIGURED DIMENSIONS ONLY TO BE TAKEN FROM THIS DRAWING.

ALL LEVELS ARE IN METRES AND RELATE TO DATUM AT MALIN HEAD.

THIS DRAWING IS REPRODUCED FROM DIGITAL MAPS:
 O.S. MAPS - Scale 1:2,500
 O.S. MAPS - Scale 1:1,000
 DISCOVERY SERIES - Scale 1:50,000

ALL MAPS ARE REFERENCED TO IRISH NATIONAL GRID (I.T.M.)

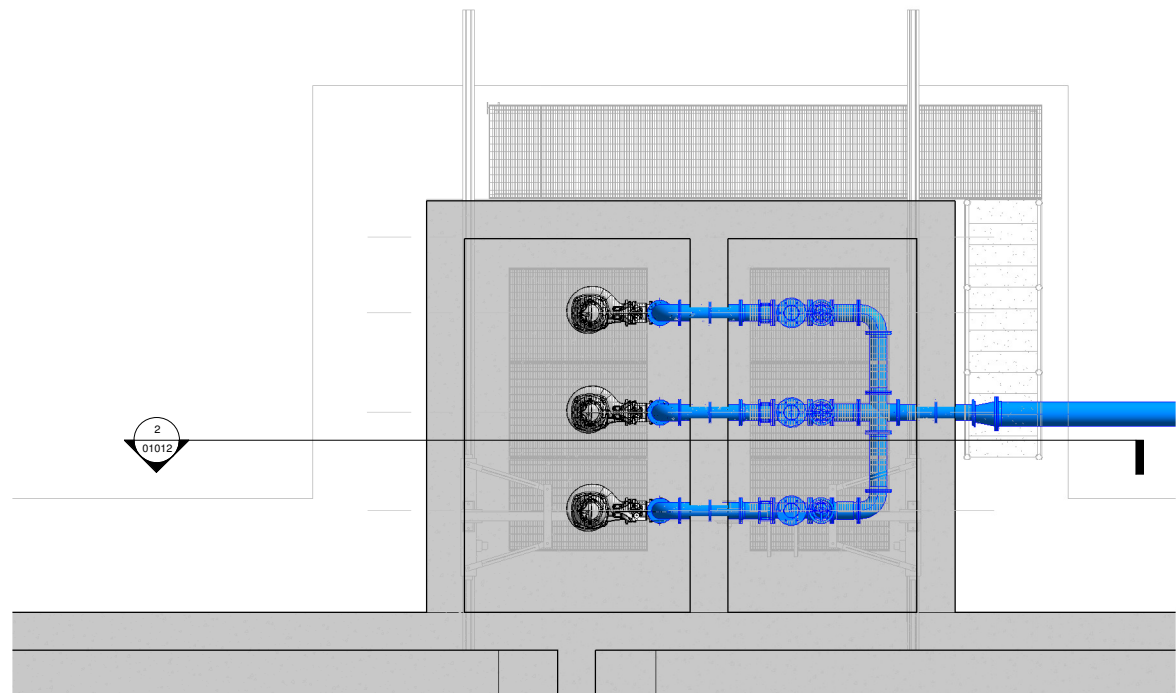
REPRODUCED FROM THE ORDNANCE SURVEY OF IRELAND BY PERMISSION OF THE GOVERNMENT. LICENSE NO. 3-3-34.

THIS DRAWING IS A COPY OF AN ELECTRONIC FILE AND IS COPYRIGHT.

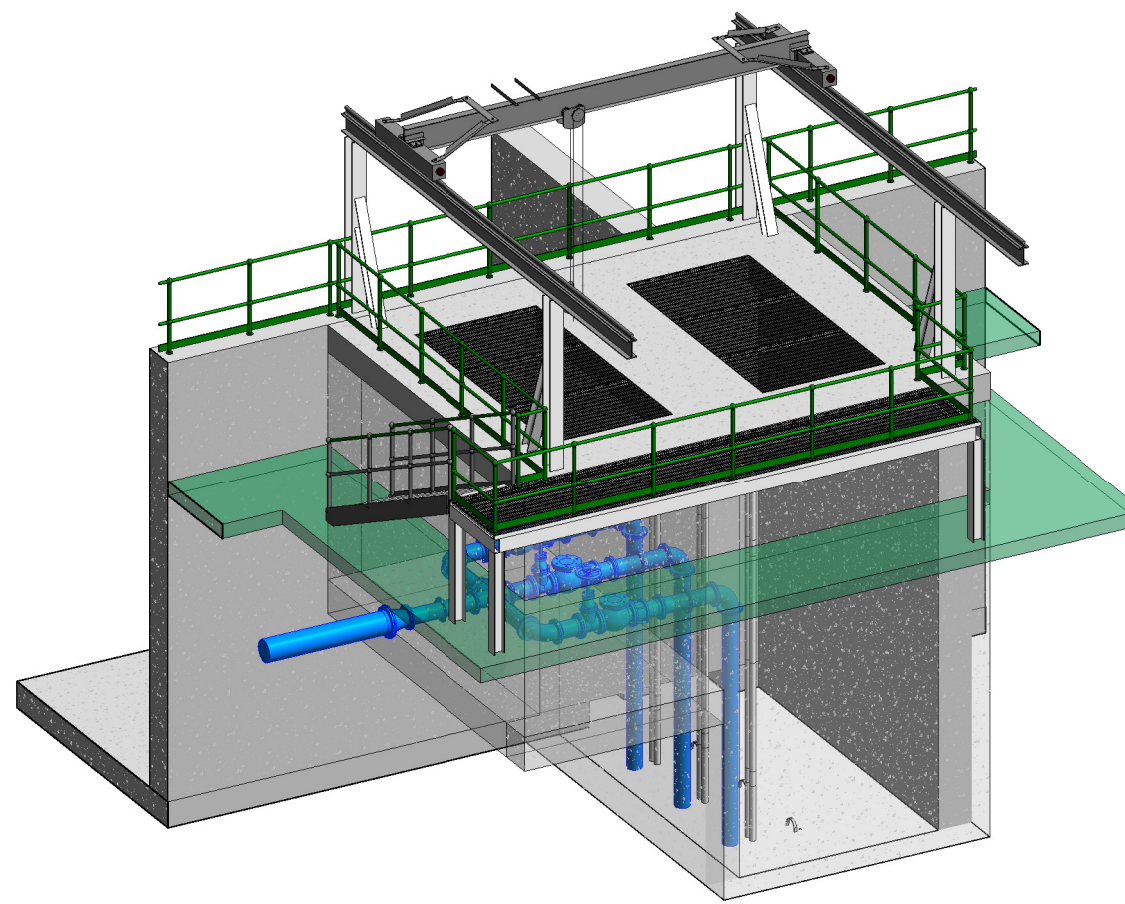
ALL DIMENSIONS TO BE CHECKED ON SITE.

ALL MATERIALS AND WORKMANSHIP TO BE IN ACCORDANCE WITH ENGINEERS SPECIFICATION.

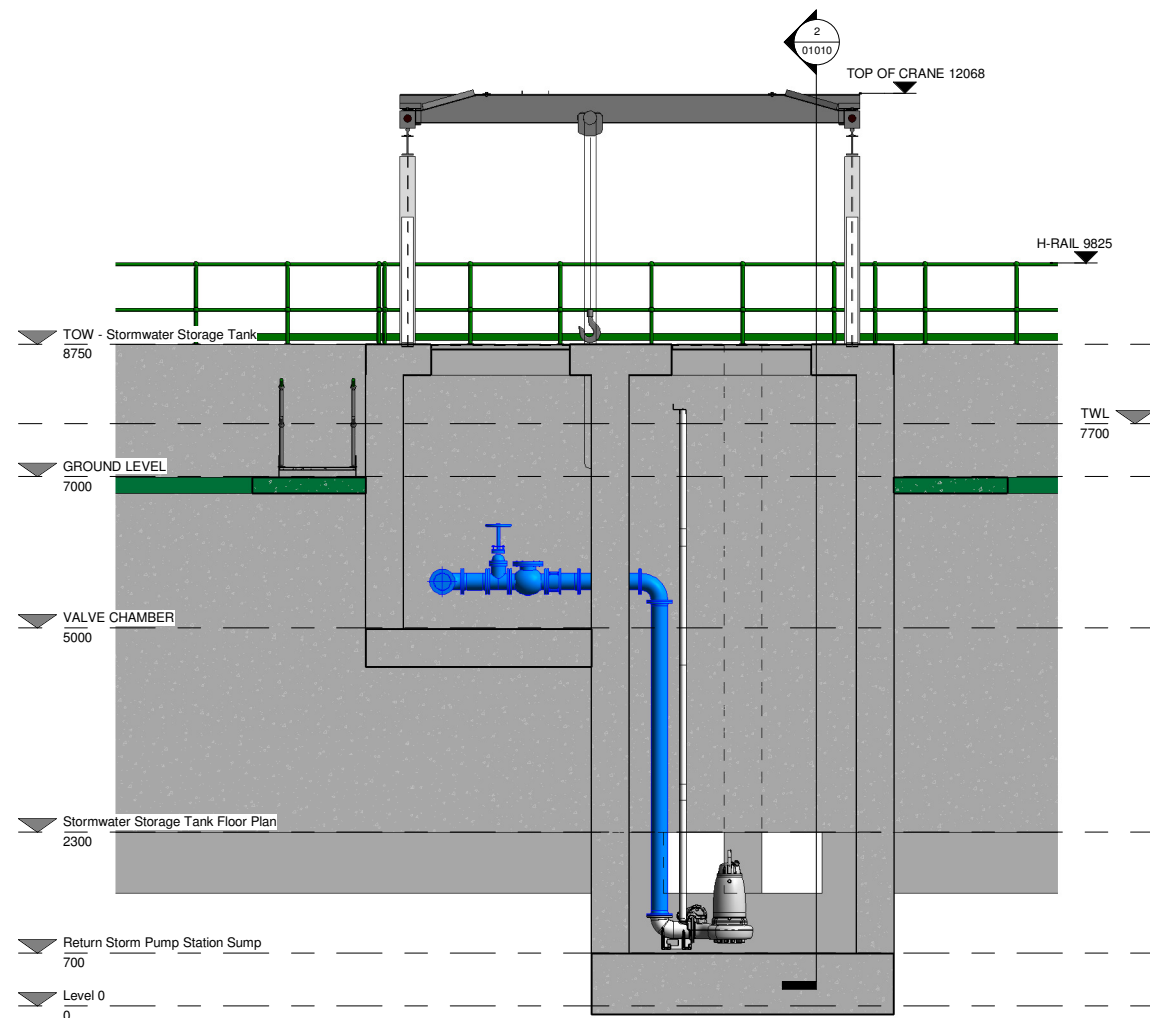
IT IS THE CONTRACTORS RESPONSIBILITY TO VERIFY ALL DIMENSIONS AND LEVELS PRIOR TO COMMENCEMENT OF CONSTRUCTION.



1 Return Storm Pump Station Sump
 1 : 50



3 3D OVERALL VIEW-PUMP SUMP



2 Section 3
 1 : 50

Rev.	Suit.	Revision Description	Checked:	Date:
C01	A1	ISSUED FOR EIA/AR	PJ	28-02-23

Client:
UISCE EIREANN - IRISH WATER
 Colvill House
 24-26 Talbot St
 Dublin 1
 Tel: 1890 278 278
 Int: +353-1-707 2828
 email: info@water.ie
 Web: www.water.ie

Project:
CASTLETROY WASTEWATER TREATMENT PLANT

Clients Representative:
J. B. Barry and Partners Limited
 Consulting Engineers
 Classon House
 Dundrum Business Park
 Dundrum Road
 Dublin 14
 Tel: +353 1 485 1400
 email: info@jbbarry.ie
 web: www.jbbarry.ie

Drawn By:	LHA	Date:	06/12/22
Checked By:	PH	Date:	06/12/22
Approved by:	PJ	Date:	06/12/22
Internal Project No.	20701-JBB-00-XX-DR-Z	Stage	EIA/AR

Drawing Title:
PROPOSED STORMWATER STORAGE TANK AND RETURN PUMP STATION PLAN AND SECTIONS

Drawing No.	20701-JBB-00-XX-DR-Z	Sheet No.	01012	Revision	C01	Suitability	
-------------	----------------------	-----------	-------	----------	-----	-------------	--

DO NOT SCALE REDUCED COPY -A3 PRINT

O:20 Project:20701 - Castletroy WWTTP - Stage 2-4:00-WP-00-XX-DR-Z-01012-01010-01011-01012-01013-Proposed Stormwater Storage Tank and Return Pump Station.vnt

Copyright
 This drawing and any design here on is the copyright of the Consultants and must not be reproduced without their written consent.
 All drawings remain the property of the Consultants.

THIS DRAWING TO BE READ IN CONJUNCTION WITH ALL RELEVANT ARCHITECTS AND ENGINEERS DRAWINGS.

FIGURED DIMENSIONS ONLY TO BE TAKEN FROM THIS DRAWING.

ALL LEVELS ARE IN METRES AND RELATE TO DATUM AT MALIN HEAD.

THIS DRAWING IS REPRODUCED FROM DIGITAL MAPS:
 O.S. MAPS - Scale 1:2,500
 O.S. MAPS - Scale 1:1,000
 DISCOVERY SERIES - Scale 1:50,000

ALL MAPS ARE REFERENCED TO IRISH NATIONAL GRID (I.T.M.)

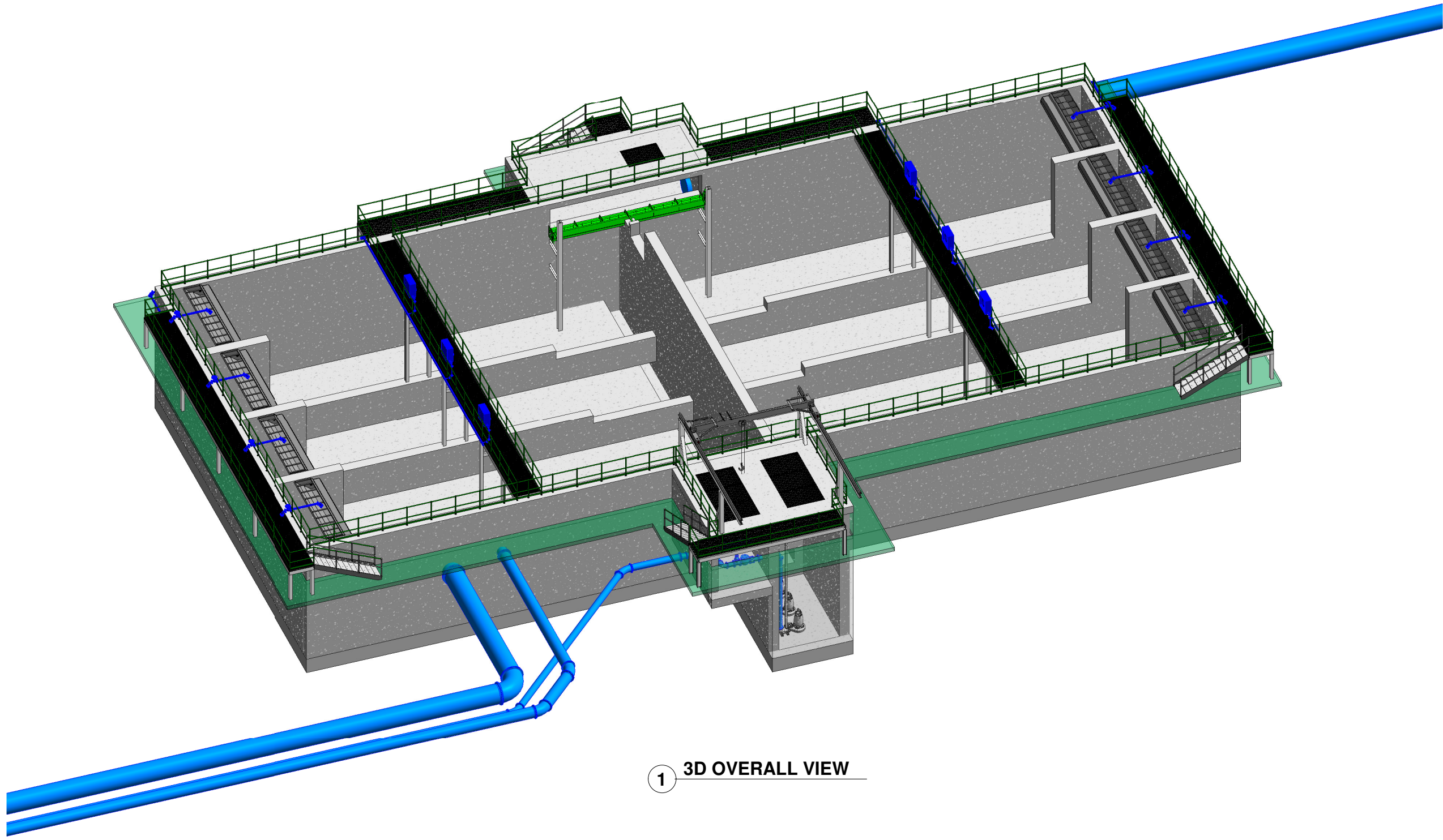
REPRODUCED FROM THE ORDNANCE SURVEY OF IRELAND BY PERMISSION OF THE GOVERNMENT. LICENSE NO. 3-3-34.

THIS DRAWING IS A COPY OF AN ELECTRONIC FILE AND IS COPYRIGHT.

ALL DIMENSIONS TO BE CHECKED ON SITE.

ALL MATERIALS AND WORKMANSHIP TO BE IN ACCORDANCE WITH ENGINEERS SPECIFICATION.

IT IS THE CONTRACTORS RESPONSIBILITY TO VERIFY ALL DIMENSIONS AND LEVELS PRIOR TO COMMENCEMENT OF CONSTRUCTION.



1 3D OVERALL VIEW

DO NOT SCALE REDUCED COPY -A3 PRINT

C01	A1	ISSUED FOR EIA/R	PJ	28-02-23
Rev:	Suff:	Revision Description	Checked:	Date:

Client:

UISCE
EIREANN - IRISH WATER

Colvill House
24-26 Talbot St
Dublin 1

Tel: 1890 278 278
Int: +353-1-707 2828
email: info@water.ie
Web: www.water.ie

Project:

CASTLETROY WASTEWATER TREATMENT PLANT

Clients Representative:

J. B. Barry and Partners Limited
Consulting Engineers

Classon House
Dundrum Business Park
Dundrum Road
Dublin 14

Tel: +353 1 485 1400
email: info@jbbarry.ie
web: www.jbbarry.ie

Drawn By:	LHA	Date:	06/12/22
-----------	-----	-------	----------

Checked By:	PH	Date:	06/12/22
-------------	----	-------	----------

Approved by:	PJ	Date:	06/12/22
--------------	----	-------	----------

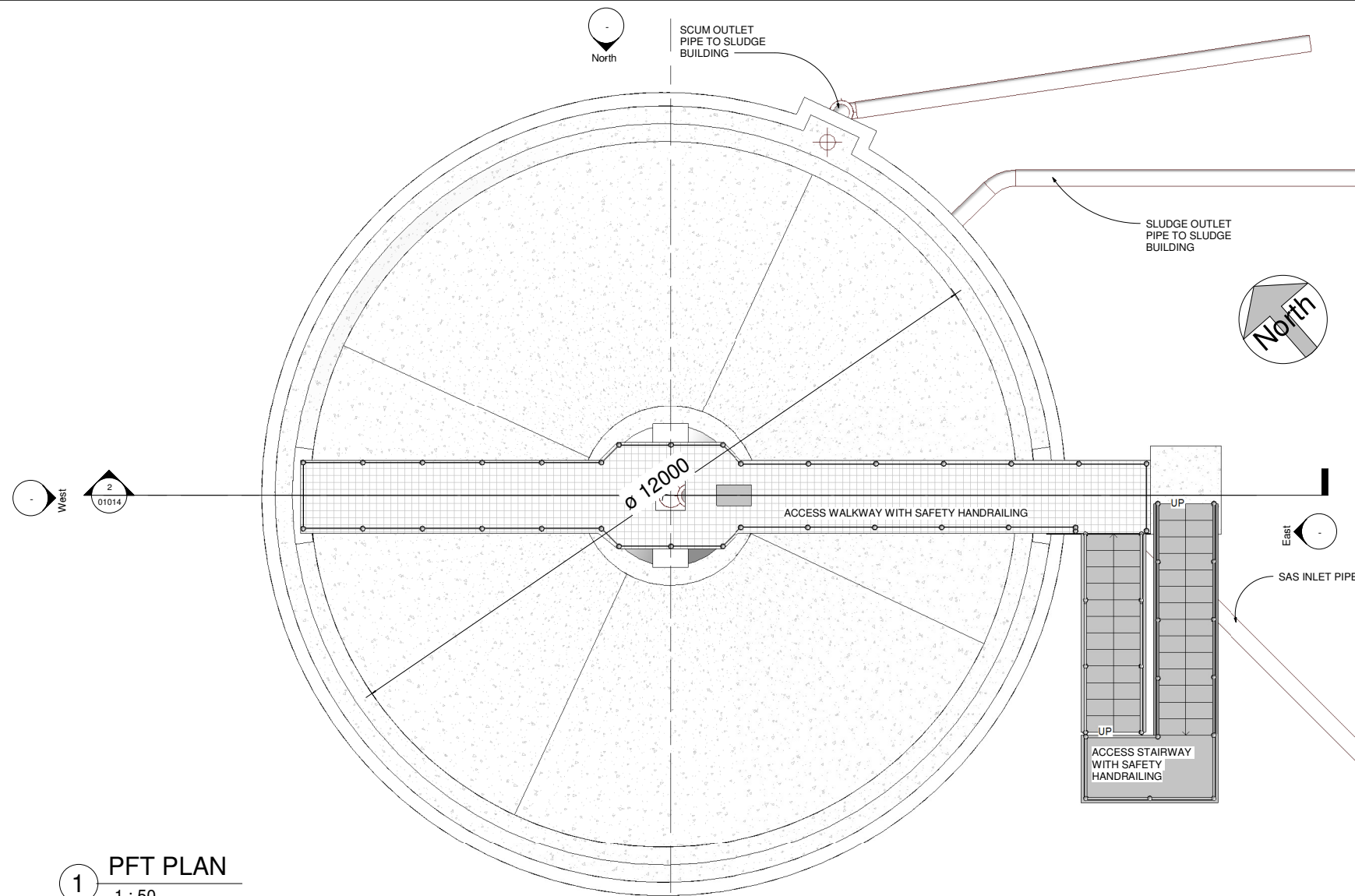
Internal Project No.	20701-JBB-00-XX-DR-Z	Stage	EIA/R
----------------------	----------------------	-------	-------

Drawing Title:

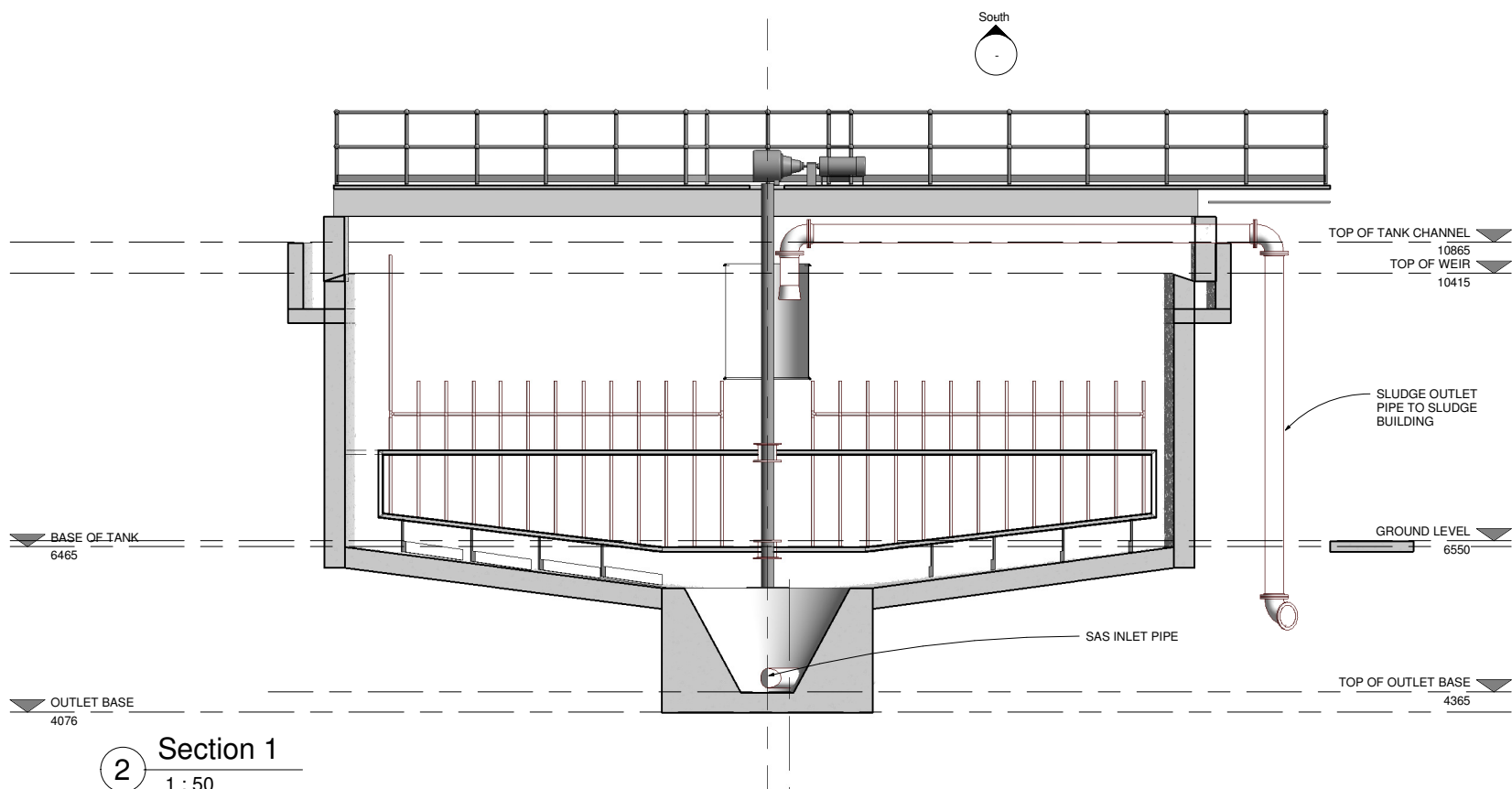
**PROPOSED STORMWATER STORAGE TANK AND RETURN PUMP STATION
3D OVERALL VIEW**

Drawing No.	20701-JBB-00-XX-DR-Z	Sheet No.	01013	Revision	C01	Suitability	
-------------	----------------------	-----------	-------	----------	-----	-------------	--

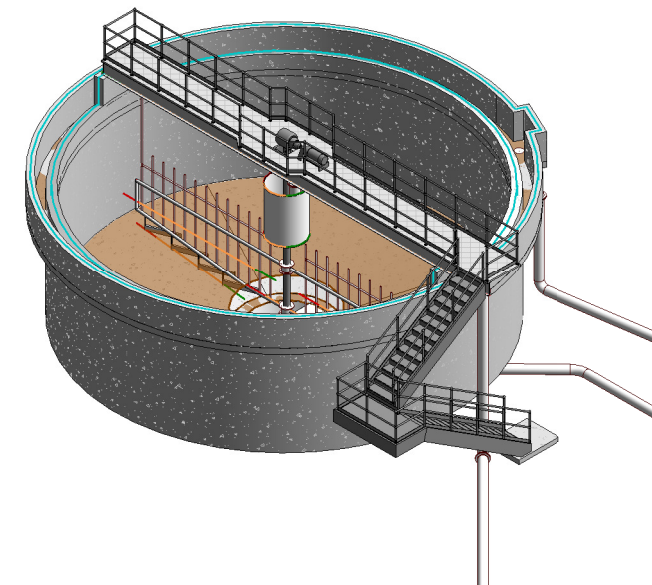
O:20 Project:20701 - Castletroy WWTTP - 2022-07-01 - JBB-00-XX-DR-Z-01013-01013-Proposed Stormwater Storage Tank and Return Pump Station.rvt



1 PFT PLAN
1 : 50



2 Section 1
1 : 50



3 3D VIEW OF PICKET FENCE THICKENER TANK

Copyright
This drawing and any design here on is the copyright of the Consultants and must not be reproduced without their written consent. All drawings remain the property of the Consultants.

THIS DRAWING TO BE READ IN CONJUNCTION WITH ALL RELEVANT ARCHITECTS AND ENGINEERS DRAWINGS.

FIGURED DIMENSIONS ONLY TO BE TAKEN FROM THIS DRAWING.

ALL LEVELS ARE IN METRES AND RELATE TO DATUM AT MALIN HEAD.

THIS DRAWING IS REPRODUCED FROM DIGITAL MAPS:
O.S. MAPS - Scale 1:2,500
O.S. MAPS - Scale 1:1,000
DISCOVERY SERIES - Scale 1:50,000

ALL MAPS ARE REFERENCED TO IRISH NATIONAL GRID (I.T.M.)

REPRODUCED FROM THE ORDNANCE SURVEY OF IRELAND BY PERMISSION OF THE GOVERNMENT. LICENSE NO. 3-3-34.

THIS DRAWING IS A COPY OF AN ELECTRONIC FILE AND IS COPYRIGHT.

ALL DIMENSIONS TO BE CHECKED ON SITE.

ALL MATERIALS AND WORKMANSHIP TO BE IN ACCORDANCE WITH ENGINEERS SPECIFICATION.

IT IS THE CONTRACTORS RESPONSIBILITY TO VERIFY ALL DIMENSIONS AND LEVELS PRIOR TO COMMENCEMENT OF CONSTRUCTION.

C01	A1	ISSUED FOR EIA/R	PJ	28-02-23
Rev:	Suit:	Revision Description	Checked:	Date:

Client:

 Colvill House
 24-26 Talbot St
 Dublin 1
 Tel: 1890 278 278
 Int: +353 1 707 2828
 email: info@water.ie
 Web: www.water.ie

Project:
CASTLETROY WASTEWATER TREATMENT PLANT

Clients Representative:
J. B. Barry and Partners Limited
 Consulting Engineers
 Classon House
 Dundrum Business
 Park Dundrum Road
 Dublin 14
 Tel: +353 1 485 1400
 email: info@jbbarry.ie
 web: www.jbbarry.ie

Drawn By:	LA	Date:	06/12/22
Checked By:	PH	Date:	06/12/22
Approved by:	PJ	Date:	06/12/22
Internal Project No.	20701-JBB-00-XX-DR-Z	Stage	EIA/R

Drawing Title:
EXISTING PFT TANK No-1 PLAN AND SECTION

Scale:	1 : 50						
Drawing No:	20701-JBB-00-XX-DR-Z	Sheet No:	01014	Revision:	C01	Suitability:	

DO NOT SCALE REDUCED COPY -A3 PRINT

O:20 Project:20701 - Castletroy WwTP (Scale 2:4) WIP:DWG/EIAR Drawings-March 2023:20701-JBB-00-XX-DR-Z-01014-E:existing PFT Tank_No-1.rvt

Copyright
 This drawing and any design here on is the copyright of the Consultants and must not be reproduced without their written consent.
 All drawings remain the property of the Consultants.

THIS DRAWING TO BE READ IN CONJUNCTION WITH ALL RELEVANT ARCHITECTS AND ENGINEERS DRAWINGS.

FIGURED DIMENSIONS ONLY TO BE TAKEN FROM THIS DRAWING.

ALL LEVELS ARE IN METRES AND RELATE TO DATUM AT MALIN HEAD.

THIS DRAWING IS REPRODUCED FROM DIGITAL MAPS:
 O.S. MAPS - Scale 1:2,500
 O.S. MAPS - Scale 1:1,000
 DISCOVERY SERIES - Scale 1:50,000

ALL MAPS ARE REFERENCED TO IRISH NATIONAL GRID (I.T.M.)

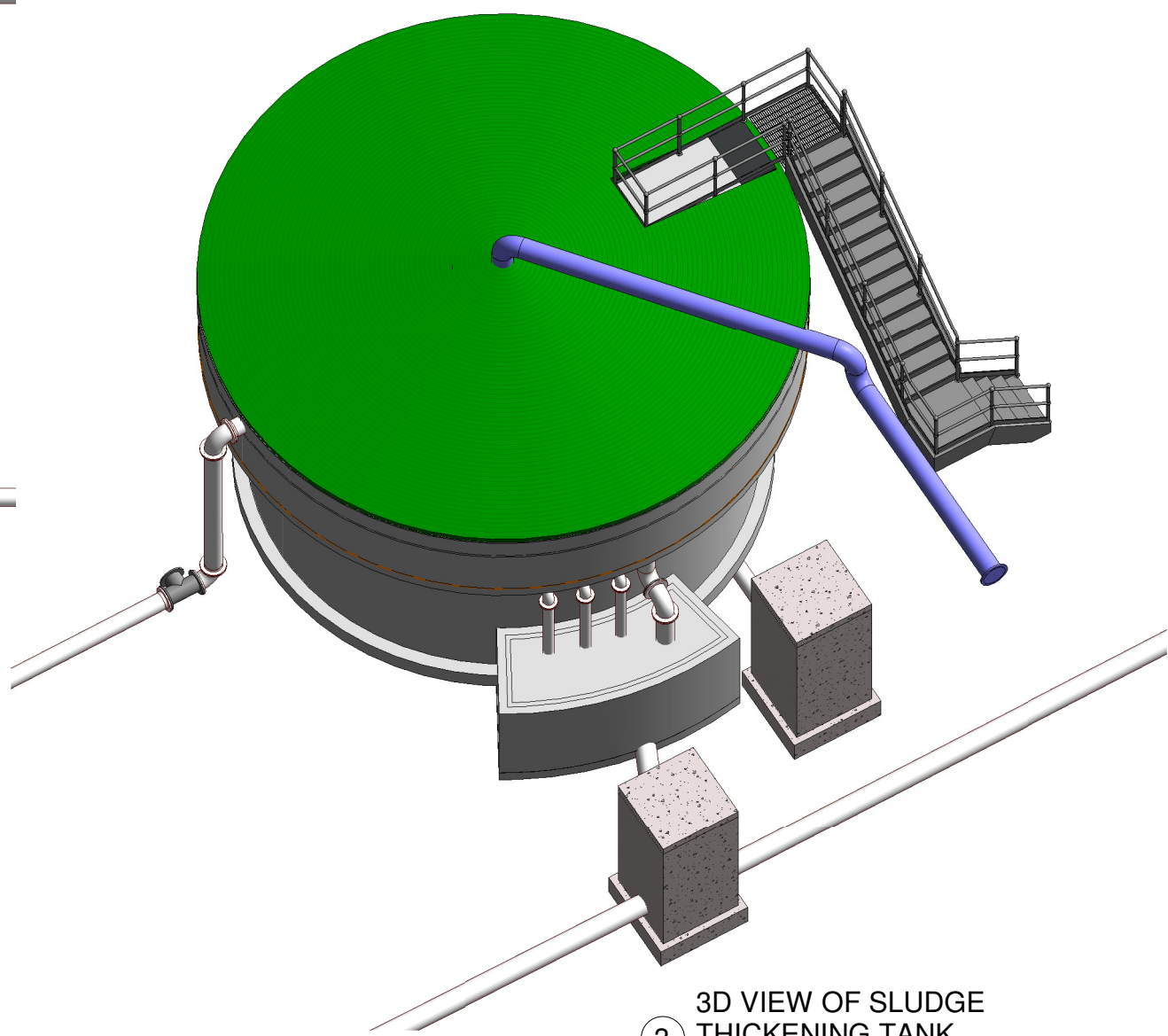
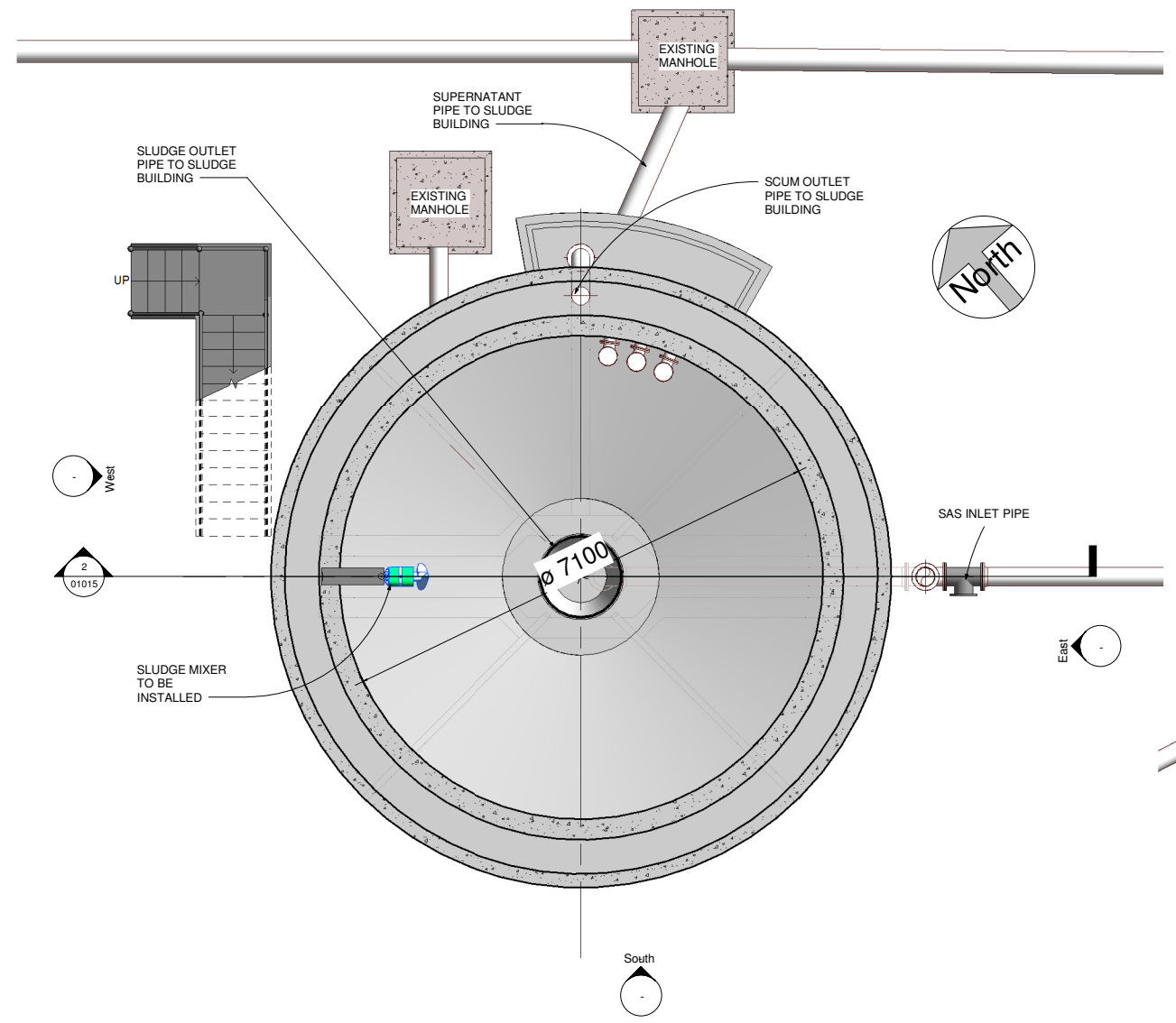
REPRODUCED FROM THE ORDNANCE SURVEY OF IRELAND BY PERMISSION OF THE GOVERNMENT. LICENSE NO. 3-3-34.

THIS DRAWING IS A COPY OF AN ELECTRONIC FILE AND IS COPYRIGHT.

ALL DIMENSIONS TO BE CHECKED ON SITE.

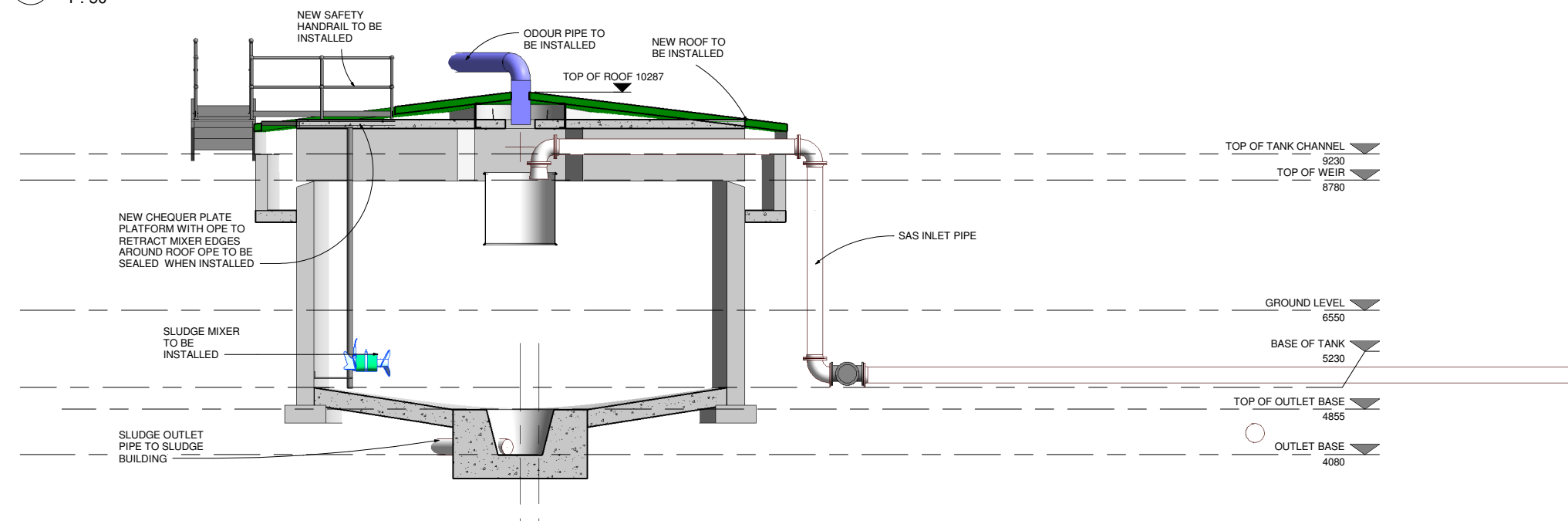
ALL MATERIALS AND WORKMANSHIP TO BE IN ACCORDANCE WITH ENGINEERS SPECIFICATION.

IT IS THE CONTRACTORS RESPONSIBILITY TO VERIFY ALL DIMENSIONS AND LEVELS PRIOR TO COMMENCEMENT OF CONSTRUCTION.



1 SLUDGE TANK - PLAN
 1 : 50

3 3D VIEW OF SLUDGE THICKENING TANK



2 Section 1
 1 : 50

C01	A1	ISSUED FOR EIA/R	PJ	28-02-23
Rev:	Suit:	Revision Description	Checked:	Date:

Client:
UISCE EIREANN - IRISH WATER
 Colvill House
 24-26 Talbot St
 Dublin 1
 Tel: 1890 278 278
 Int: +353-1-707 2828
 email: info@water.ie
 Web: www.water.ie

Project:
CASTLETROY WASTEWATER TREATMENT

Clients Representative:
J. B. Barry and Partners Limited
 Consulting Engineers
 Classon House
 Dundrum Business
 Park Dundrum Road
 Dublin 14
 Tel: +353 1 485 1400
 email: info@jbbarry.ie
 web: www.jbbarry.ie

Drawn By:	LA	Date:	03/15/22
Checked By:	PH	Date:	03/15/22
Approved by:	PJ	Date:	03/15/22
Internal Project No.	20701-JBB-00-XX-DR-Z	Stage	EIA/R

Drawing Title:
EXISTING PFT CONVERTED TO THICKENER SLUDGE STORAGE TANK - PLAN AND SECTION

Scales: 1 : 50

Drawing No:	Sheet No:	Revision:	Suitability:
20701-JBB-00-XX-DR-Z	01015	C01	

DO NOT SCALE REDUCED COPY -A3 PRINT

20701-JBB-00-XX-DR-Z-2015-Existing PFT Converted to Thickener Sludge Storage Tank - detached.rvt

Copyright
 This drawing and any design here on is the copyright of the Consultants and must not be reproduced without their written consent. All drawings remain the property of the Consultants.

THIS DRAWING TO BE READ IN CONJUNCTION WITH ALL RELEVANT ARCHITECTS AND ENGINEERS DRAWINGS.

FIGURED DIMENSIONS ONLY TO BE TAKEN FROM THIS DRAWING.

ALL LEVELS ARE IN METRES AND RELATE TO DATUM AT MALIN HEAD.

THIS DRAWING IS REPRODUCED FROM DIGITAL MAPS:
 O.S. MAPS - Scale 1:2,500
 O.S. MAPS - Scale 1:1,000
 DISCOVERY SERIES - Scale 1:50,000

ALL MAPS ARE REFERENCED TO IRISH NATIONAL GRID (I.T.M.)

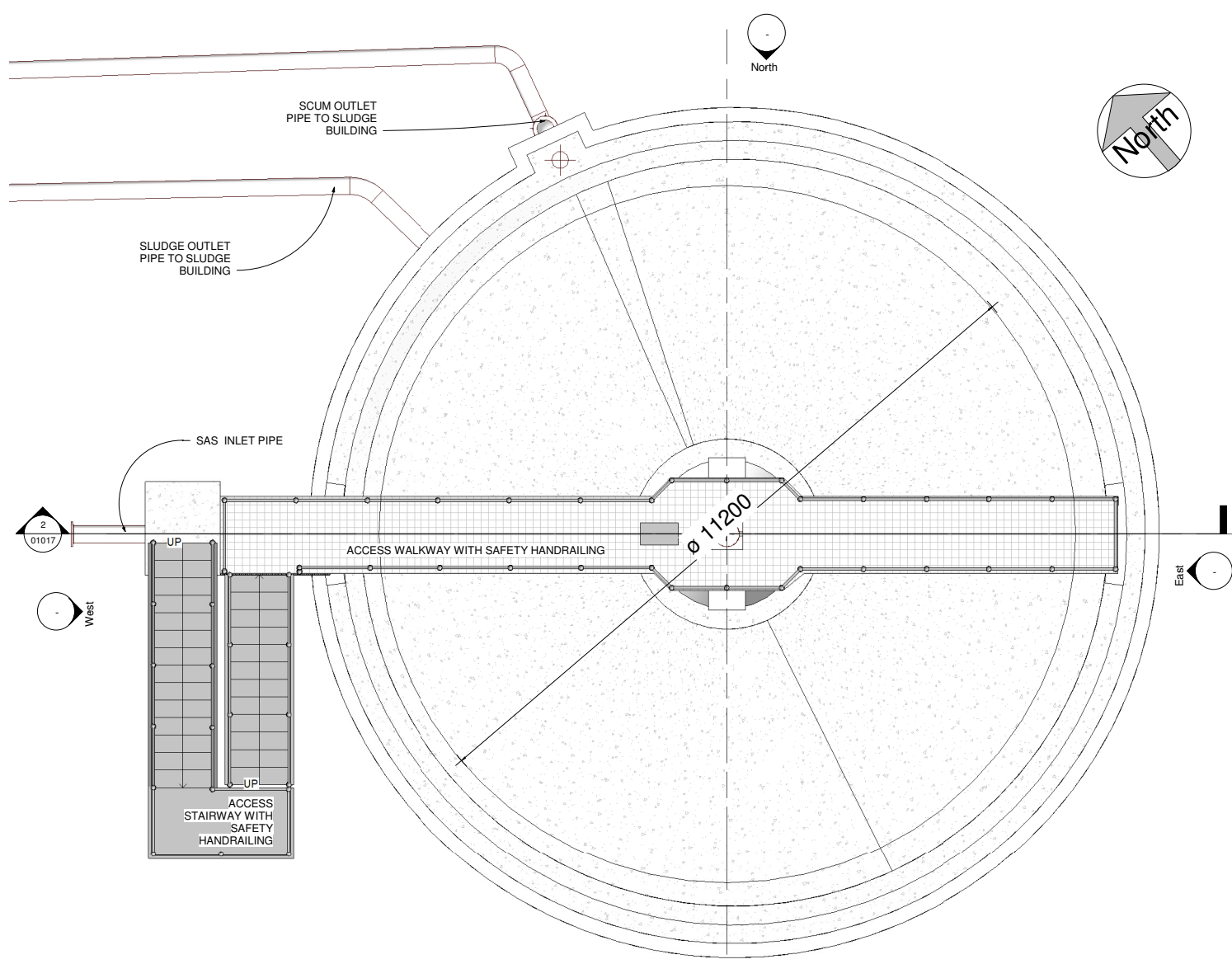
REPRODUCED FROM THE ORDNANCE SURVEY OF IRELAND BY PERMISSION OF THE GOVERNMENT. LICENSE NO. 3-3-34.

THIS DRAWING IS A COPY OF AN ELECTRONIC FILE AND IS COPYRIGHT.

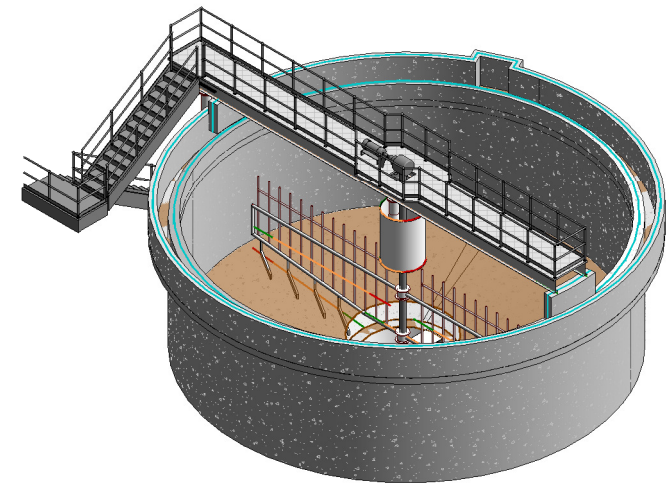
ALL DIMENSIONS TO BE CHECKED ON SITE.

ALL MATERIALS AND WORKMANSHIP TO BE IN ACCORDANCE WITH ENGINEERS SPECIFICATION.

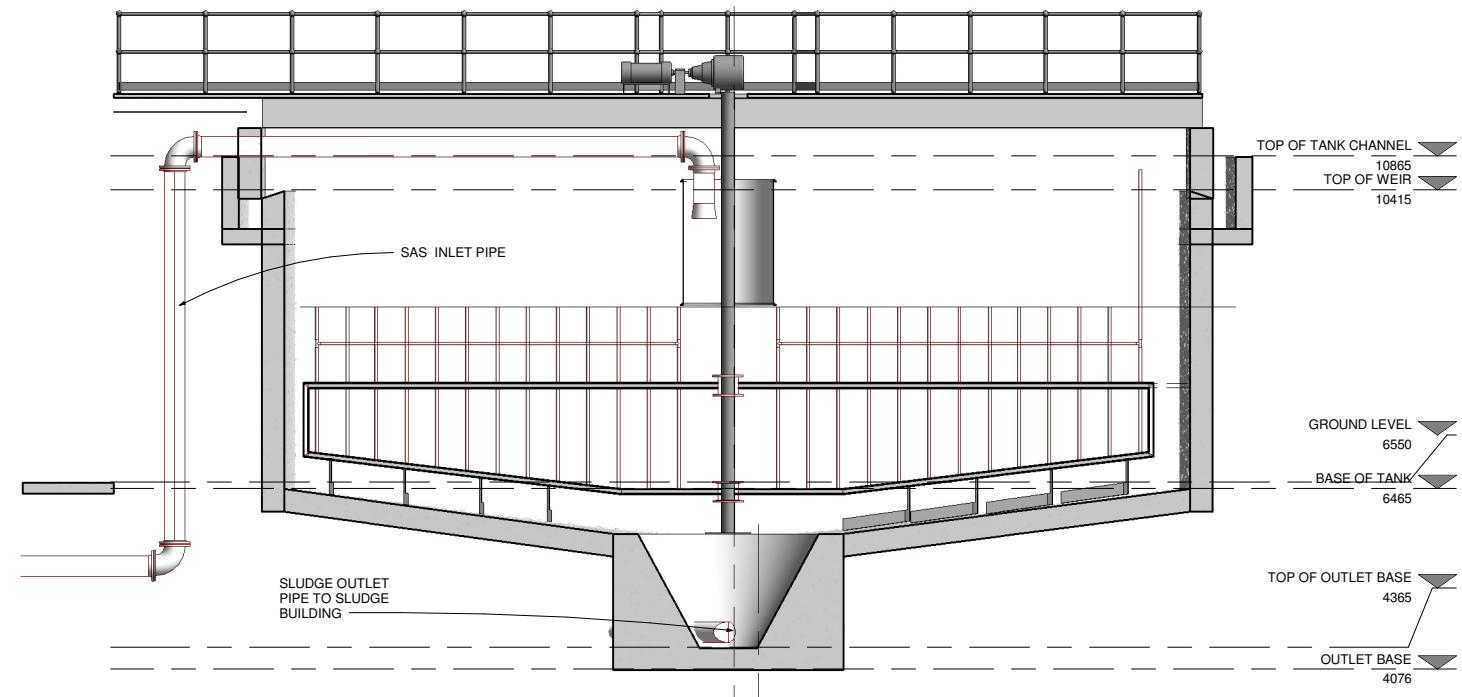
IT IS THE CONTRACTORS RESPONSIBILITY TO VERIFY ALL DIMENSIONS AND LEVELS PRIOR TO COMMENCEMENT OF CONSTRUCTION.



1 PFT - PLAN
 1 : 50



3 3D VIEW OF PICKET FENCE THICKENER TANK



2 Section 1
 1 : 50

DO NOT SCALE REDUCED COPY -A3 PRINT

Rev.	Suit.	Revision Description	Checked:	Date:
C01	A1	ISSUED FOR E.I.A.R.	PJ	28-02-23

Client:

UISCE
 EIREANN - IRISH WATER
 Colvill House
 24-26 Talbot St
 Dublin 1
 Tel: 1890 278 278
 Int: +353-1-707 2828
 email: info@water.ie
 Web: www.water.ie

Project:

CASTLETROY WASTEWATER TREATMENT PLANT

Clients Representative:

J. B. Barry and Partners Limited
 Consulting Engineers
 Classon House
 Dundrum Business
 Park Dundrum Road
 Dublin 14
 Tel: +353 1 485 1400
 email: info@jbbarry.ie
 web: www.jbbarry.ie

Drawn By:	LHA	Date:	06/12/22
Checked By:	PH	Date:	06/12/22
Approved by:	PJ	Date:	06/12/22

Internal Project No. 20701-JBB-00-XX-DR-Z

Stage E.I.A.R.

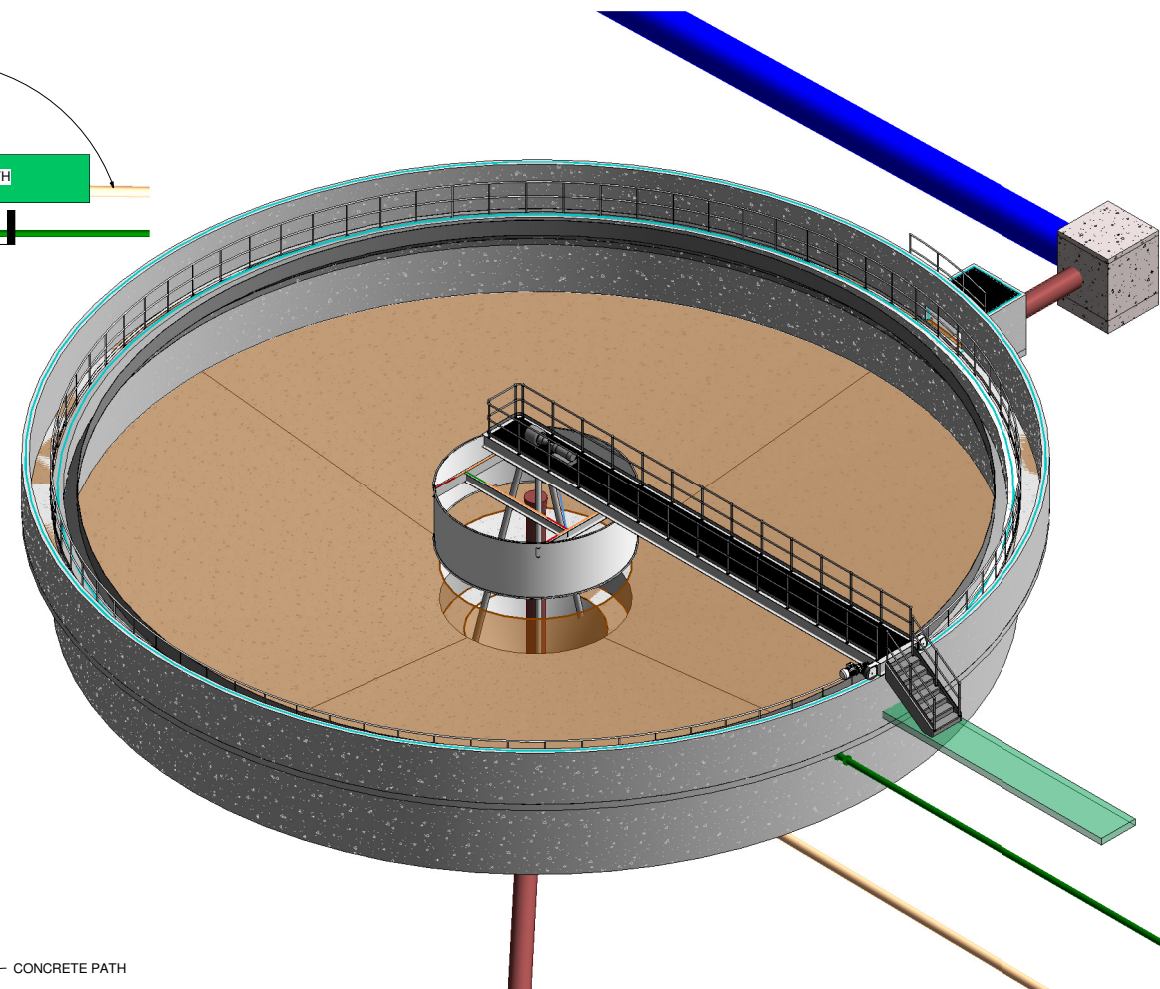
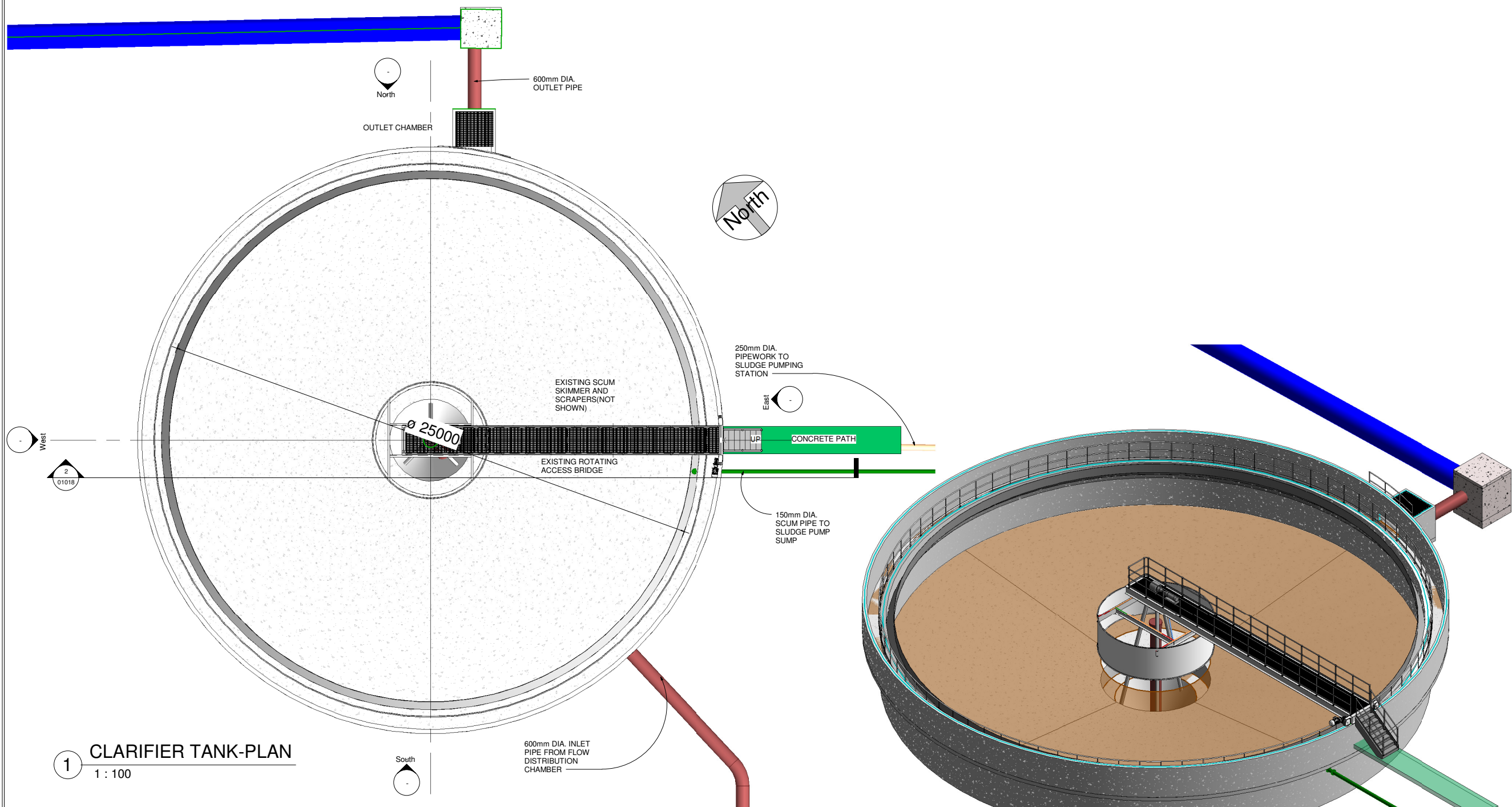
Drawing Title:

PROPOSED PFT TANK PLAN AND SECTION

Scales: 1 : 50

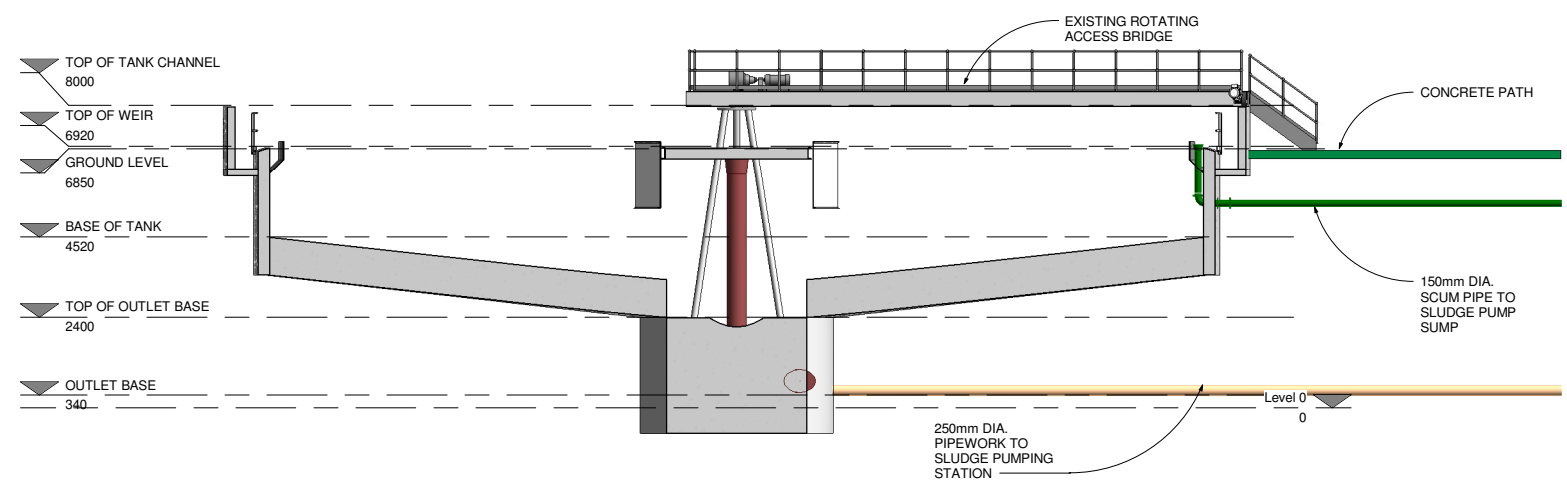
Drawing No.	Sheet No.	Revision	Suitability
20701-JBB-00-XX-DR-Z	01017	C01	

O:\20 Projects\20701 - Castletroy WWTp - Castle 2-400\WIP\DWG\EIAR Drawings\March 2023\20701-JBB-00-XX-DR-Z-01017-Proposed PFT Tank_No 2.rvt



1 CLARIFIER TANK-PLAN
1 : 100

3 3D VIEW OF 25m DIA. CLARIFIER TANK



2 Section 1
1 : 100

Copyright
This drawing and any design here on is the copyright of the Consultants and must not be reproduced without their written consent. All drawings remain the property of the Consultants.

THIS DRAWING TO BE READ IN CONJUNCTION WITH ALL RELEVANT ARCHITECTS AND ENGINEERS DRAWINGS.

FIGURED DIMENSIONS ONLY TO BE TAKEN FROM THIS DRAWING.

ALL LEVELS ARE IN METRES AND RELATE TO DATUM AT MALIN HEAD.

THIS DRAWING IS REPRODUCED FROM DIGITAL MAPS:
O.S. MAPS - Scale 1:2,500
O.S. MAPS - Scale 1:1,000
DISCOVERY SERIES - Scale 1:50,000

ALL MAPS ARE REFERENCED TO IRISH NATIONAL GRID (I.T.M.)

REPRODUCED FROM THE ORDNANCE SURVEY OF IRELAND BY PERMISSION OF THE GOVERNMENT. LICENSE NO. 3-3-34.

THIS DRAWING IS A COPY OF AN ELECTRONIC FILE AND IS COPYRIGHT.

ALL DIMENSIONS TO BE CHECKED ON SITE.

ALL MATERIALS AND WORKMANSHIP TO BE IN ACCORDANCE WITH ENGINEERS SPECIFICATION.

IT IS THE CONTRACTORS RESPONSIBILITY TO VERIFY ALL DIMENSIONS AND LEVELS PRIOR TO COMMENCEMENT OF CONSTRUCTION.

Rev.	Suit.	Revision Description	Checked:	Date:
C01	A1	ISSUED FOR EIA/AR	PJ	28-02-23

Client:
UISCE
EIREANN - IRISH WATER
Colvill House
24-26 Talbot St
Dublin 1
Tel: 1890 278 278
Int: +353 1 707 2828
email: info@water.ie
Web: www.water.ie

Project:
CASTLETROY WASTEWATER TREATMENT PLANT

Clients Representative:
J. B. Barry and Partners Limited
Consulting Engineers
Classon House
Dundrum Business
Park Dundrum Road
Dublin 14
Tel: +353 1 485 1400
email: info@jbbarry.ie
web: www.jbbarry.ie

Drawn By:	LHA	Date:	06/12/22
Checked By:	PH	Date:	06/12/22
Approved by:	PJ	Date:	06/12/22
Internal Project No.	20701-JBB-00-XX-DR-Z	Stage	EIA/AR

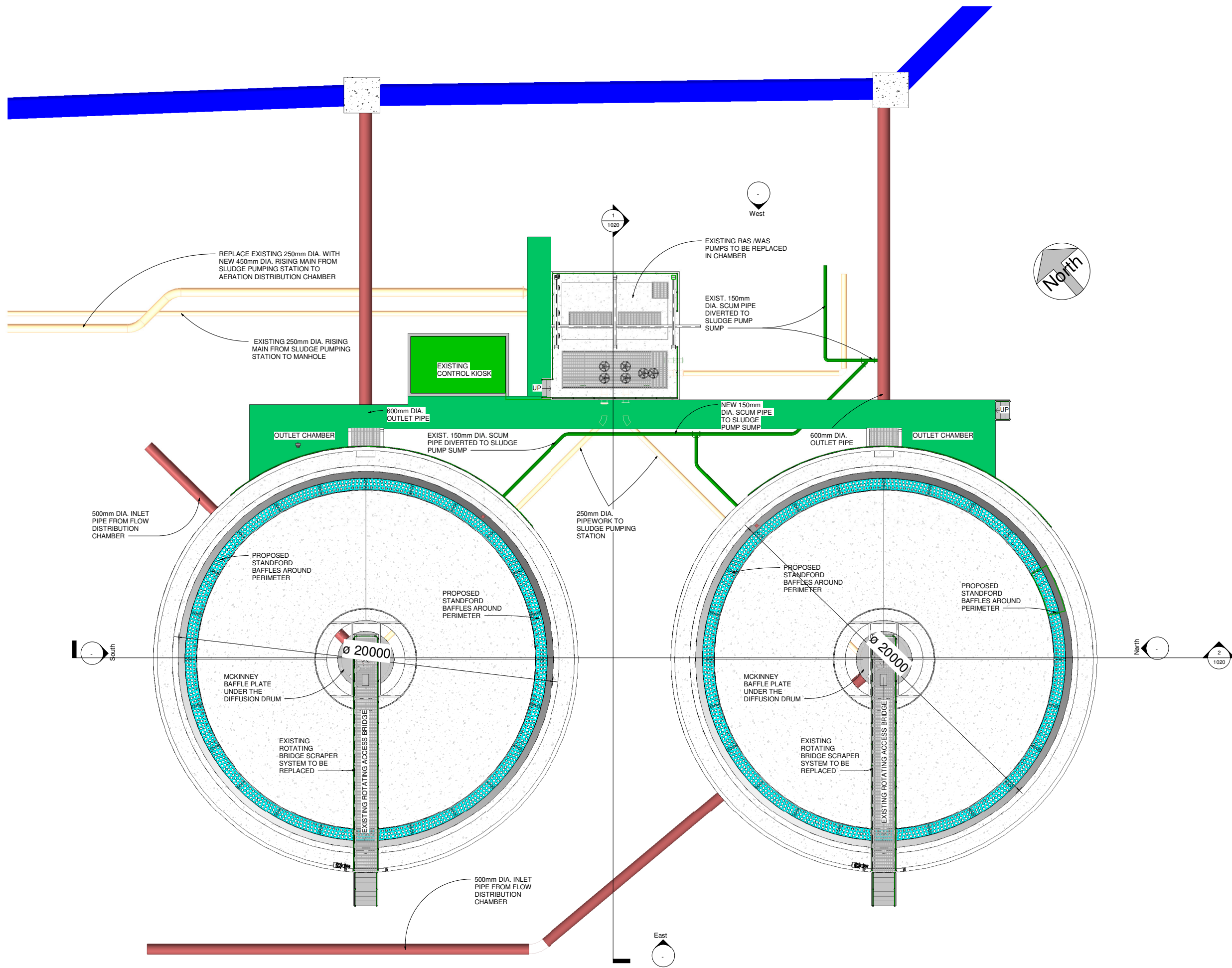
Drawing Title:
EXISTING 25m DIA. CLARIFIER TANK PLAN AND SECTION

Scales: 1 : 100

Drawing No:	20701-JBB-00-XX-DR-Z	01018	Sheet No:	C01	Revision:	Suitability:
-------------	----------------------	-------	-----------	-----	-----------	--------------

DO NOT SCALE REDUCED COPY -A3 PRINT

O:20 Projects\20701 - Castletroy WwTP (Scale 2-4)00-WP04-wg-EIA/AR-0-00-XX-DR-Z-01018-Evaling 25m Clarifier Tank.rvt



Copyright
 This drawing and any design here on is the copyright of the Consultants and must not be reproduced without their written consent.
 All drawings remain the property of the Consultants.

THIS DRAWING TO BE READ IN CONJUNCTION WITH ALL RELEVANT ARCHITECTS AND ENGINEERS DRAWINGS.

FIGURED DIMENSIONS ONLY TO BE TAKEN FROM THIS DRAWING.

ALL LEVELS ARE IN METRES AND RELATE TO DATUM AT MALIN HEAD.

THIS DRAWING IS REPRODUCED FROM DIGITAL MAPS:
 O.S. MAPS - Scale 1:2,500
 O.S. MAPS - Scale 1:1,000
 DISCOVERY SERIES - Scale 1:50,000

ALL MAPS ARE REFERENCED TO IRISH NATIONAL GRID (I.T.M.)

REPRODUCED FROM THE ORDNANCE SURVEY OF IRELAND BY PERMISSION OF THE GOVERNMENT. LICENSE NO. 3-3-34.

THIS DRAWING IS A COPY OF AN ELECTRONIC FILE AND IS COPYRIGHT.

ALL DIMENSIONS TO BE CHECKED ON SITE.

ALL MATERIALS AND WORKMANSHIP TO BE IN ACCORDANCE WITH ENGINEERS SPECIFICATION.

IT IS THE CONTRACTORS RESPONSIBILITY TO VERIFY ALL DIMENSIONS AND LEVELS PRIOR TO COMMENCEMENT OF CONSTRUCTION.

C01	A1	ISSUED FOR E.I.A.R.	PJ	28-02-23
Rev:	Suit:	Revision Description	Checked:	Date:

Client:

UISCE
 EIREANN - IRISH WATER

Colvill House
 24-26 Talbot St
 Dublin 1

Tel: 1890 278 278
 Int: +353-1-707 2828
 email: info@water.ie
 Web: www.water.ie

Project:

CASTLETROY WASTEWATER TREATMENT PLANT

Clients Representative:

J. B. Barry and Partners Limited
 Consulting Engineers

Classon House
 Dundrum Business
 Park Dundrum Road
 Dublin 14

Tel: +353 1 485 1400
 email: info@jbbarry.ie
 web: www.jbbarry.ie

Drawn By:	LHA	Date:	06/12/2022
Checked By:	PH	Date:	06/12/2022
Approved by:	PJ	Date:	06/12/2022
Internal Project No.	20701-JBB-00-XX-DR-Z	Stage	E.I.A.R.

Drawing Title:

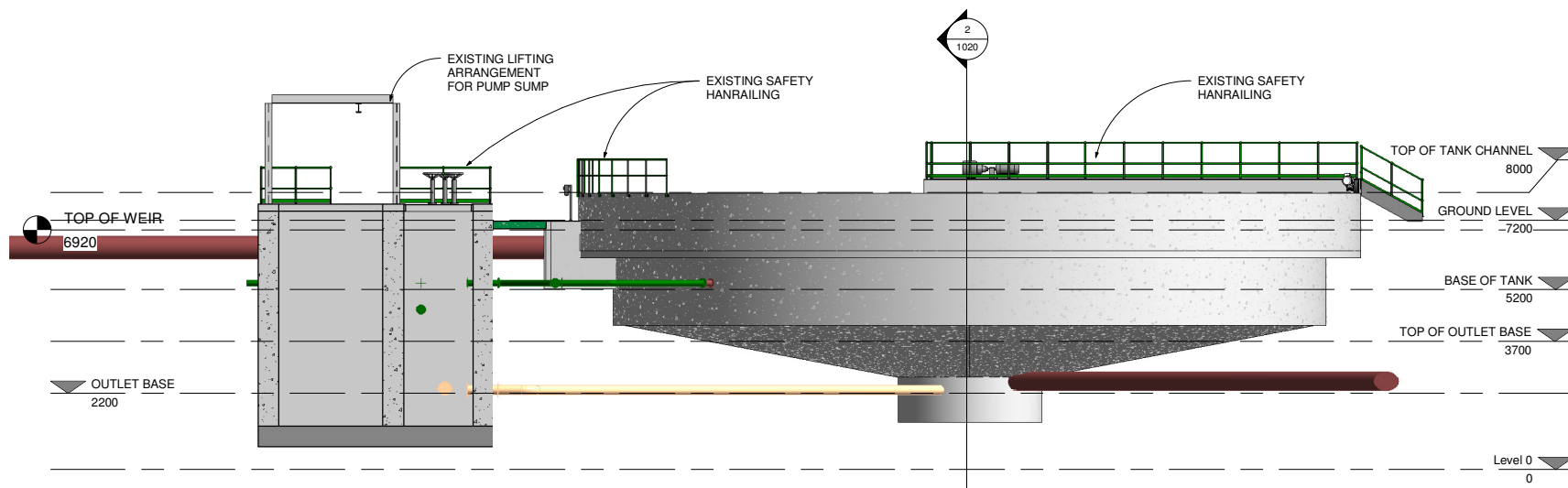
EXISTING 20m DIA. CLARIFIER PLAN LAYOUT OF INTERNAL MODIFICATIONS

Scale:	1 : 100
Drawing No:	20701-JBB-00-XX-DR-Z
Sheet No:	1019
Revision:	C01
Suitability:	

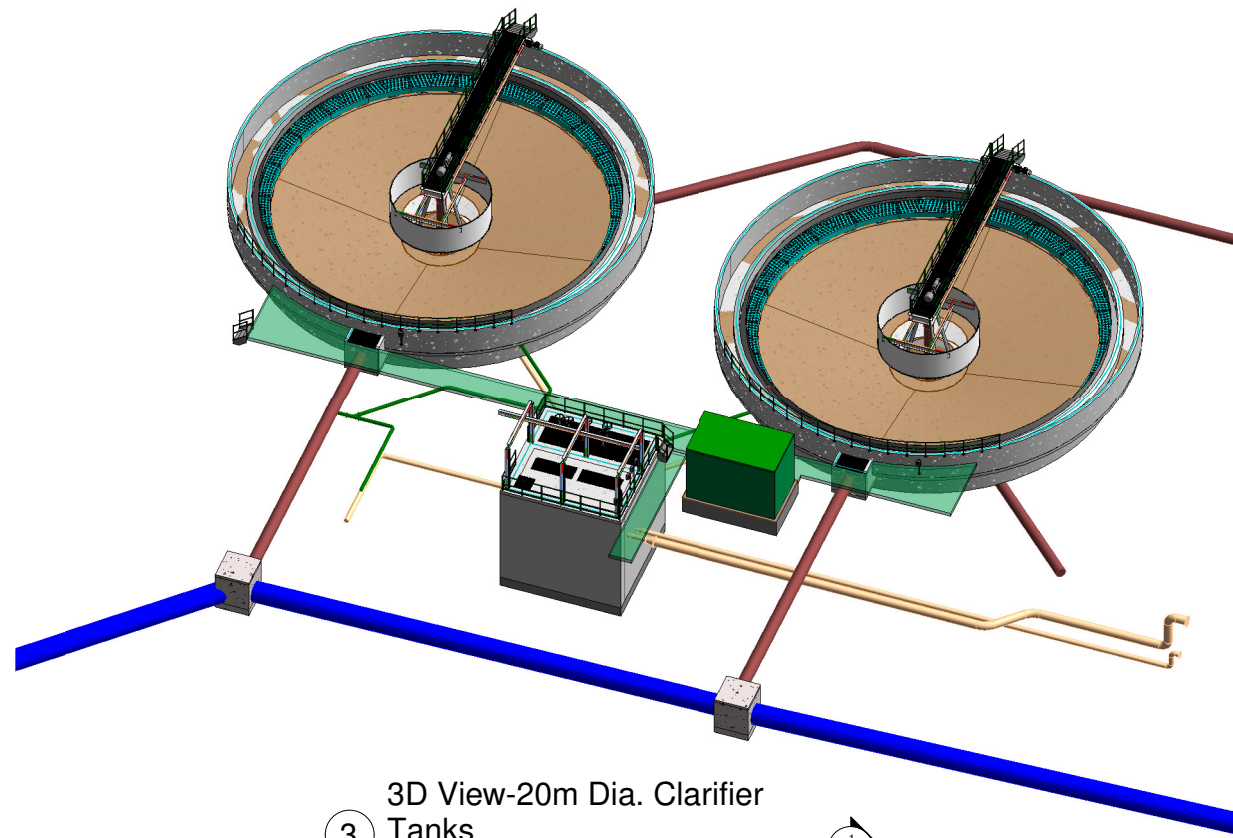
1 Clarifier Tank Plan Layout
 1 : 100

DO NOT SCALE REDUCED COPY -A3 PRINT

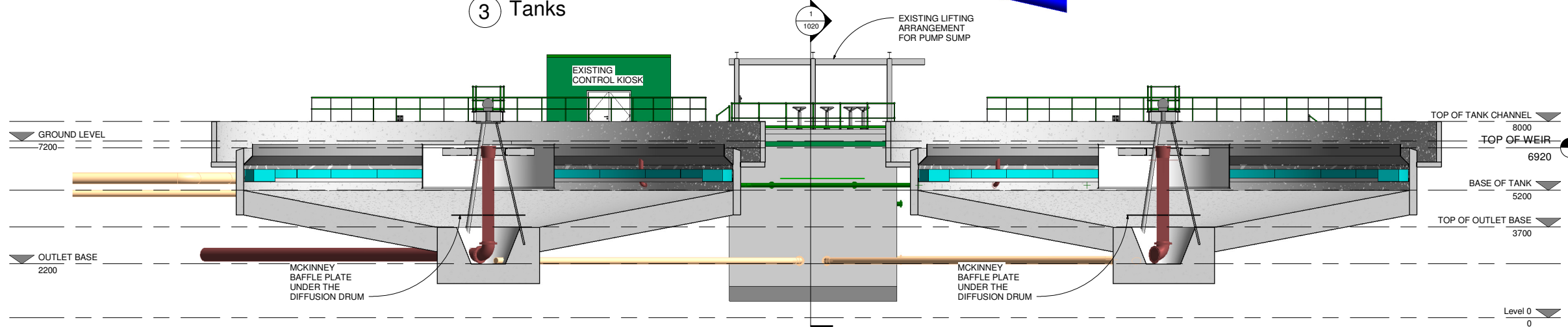
O:\20 Projects\20701 - Castletroy WwTP (Scale 2-4)\00-WIP-Dwg\E.I.A.R Drawings-March 2022\20701-JBB-00-XX-DR-Z-01\19-01\020-Existing 20m Clarifier Tank.rvt



1 Section 1
1 : 100



3 3D View-20m Dia. Clarifier Tanks



2 Section 2
1 : 100

DO NOT SCALE REDUCED COPY -A3 PRINT

Copyright
This drawing and any design here on is the copyright of the Consultants and must not be reproduced without their written consent. All drawings remain the property of the Consultants.

THIS DRAWING TO BE READ IN CONJUNCTION WITH ALL RELEVANT ARCHITECTS AND ENGINEERS DRAWINGS.

FIGURED DIMENSIONS ONLY TO BE TAKEN FROM THIS DRAWING.

ALL LEVELS ARE IN METRES AND RELATE TO DATUM AT MALIN HEAD.

THIS DRAWING IS REPRODUCED FROM DIGITAL MAPS:
O.S. MAPS - Scale 1:2,500
O.S. MAPS - Scale 1:1,000
DISCOVERY SERIES - Scale 1:50,000

ALL MAPS ARE REFERENCED TO IRISH NATIONAL GRID (I.T.M.)

REPRODUCED FROM THE ORDNANCE SURVEY OF IRELAND BY PERMISSION OF THE GOVERNMENT. LICENSE NO. 3-3-34.

THIS DRAWING IS A COPY OF AN ELECTRONIC FILE AND IS COPYRIGHT.

ALL DIMENSIONS TO BE CHECKED ON SITE.

ALL MATERIALS AND WORKMANSHIP TO BE IN ACCORDANCE WITH ENGINEERS SPECIFICATION.

IT IS THE CONTRACTORS RESPONSIBILITY TO VERIFY ALL DIMENSIONS AND LEVELS PRIOR TO COMMENCEMENT OF CONSTRUCTION.

Rev.	Suit.	Revision Description	Checked:	Date:
C01	A1	ISSUED FOR EIA/	PJ	28-02-23

Client:

UISCE EIREANN - IRISH WATER	Colvill House 24-26 Talbot St Dublin 1	Tel: 1890 278 278 Int: +353-1-707 2828 email: info@water.ie Web: www.water.ie
---------------------------------------	--	--

Project:

CASTLETROY WASTEWATER TREATMENT PLANT

Clients Representative:

J. B. Barry and Partners Limited Consulting Engineers	
Classon House Dundrum Business Park Dundrum Road Dublin 14	Tel: +353 1 485 1400 email: info@jbbary.ie web: www.jbbary.ie

Drawn By: LHA	Date: 06/12/2022
Checked By: PH	Date: 06/12/2022
Approved by: PJ	Date: 06/12/2022
Internal Project No. 20701-JBB-00-XX-DR-Z	Stage EIA/

Drawing Title:

EXISTING 20m DIA. CLARIFIER-SECTIONS AND 3D VIEW OF INTERNAL MODIFICATIONS

Scales: 1 : 100

Drawing No: 20701-JBB-00-XX-DR-Z	Sheet No: 1020	Revision: C01	Suitability:
-------------------------------------	-------------------	------------------	--------------

O:\20 Projects\20701 - Castletroy WwTP (Scale 2-4)\00-WIP\DWG\EIA/ Drawings\March 2023\20701-JBB-00-XX-DR-Z-01\19-01\020-Existing 20m Clarifier Tank.rvt

Copyright
 This drawing and any design here on is the copyright of the Consultants and must not be reproduced without their written consent. All drawings remain the property of the Consultants.

THIS DRAWING TO BE READ IN CONJUNCTION WITH ALL RELEVANT ARCHITECTS AND ENGINEERS DRAWINGS.

FIGURED DIMENSIONS ONLY TO BE TAKEN FROM THIS DRAWING.

ALL LEVELS ARE IN METRES AND RELATE TO DATUM AT MALIN HEAD.

THIS DRAWING IS REPRODUCED FROM DIGITAL MAPS:
 O.S. MAPS - Scale 1:2,500
 O.S. MAPS - Scale 1:1,000
 DISCOVERY SERIES - Scale 1:50,000

ALL MAPS ARE REFERENCED TO IRISH NATIONAL GRID (I.T.M.)

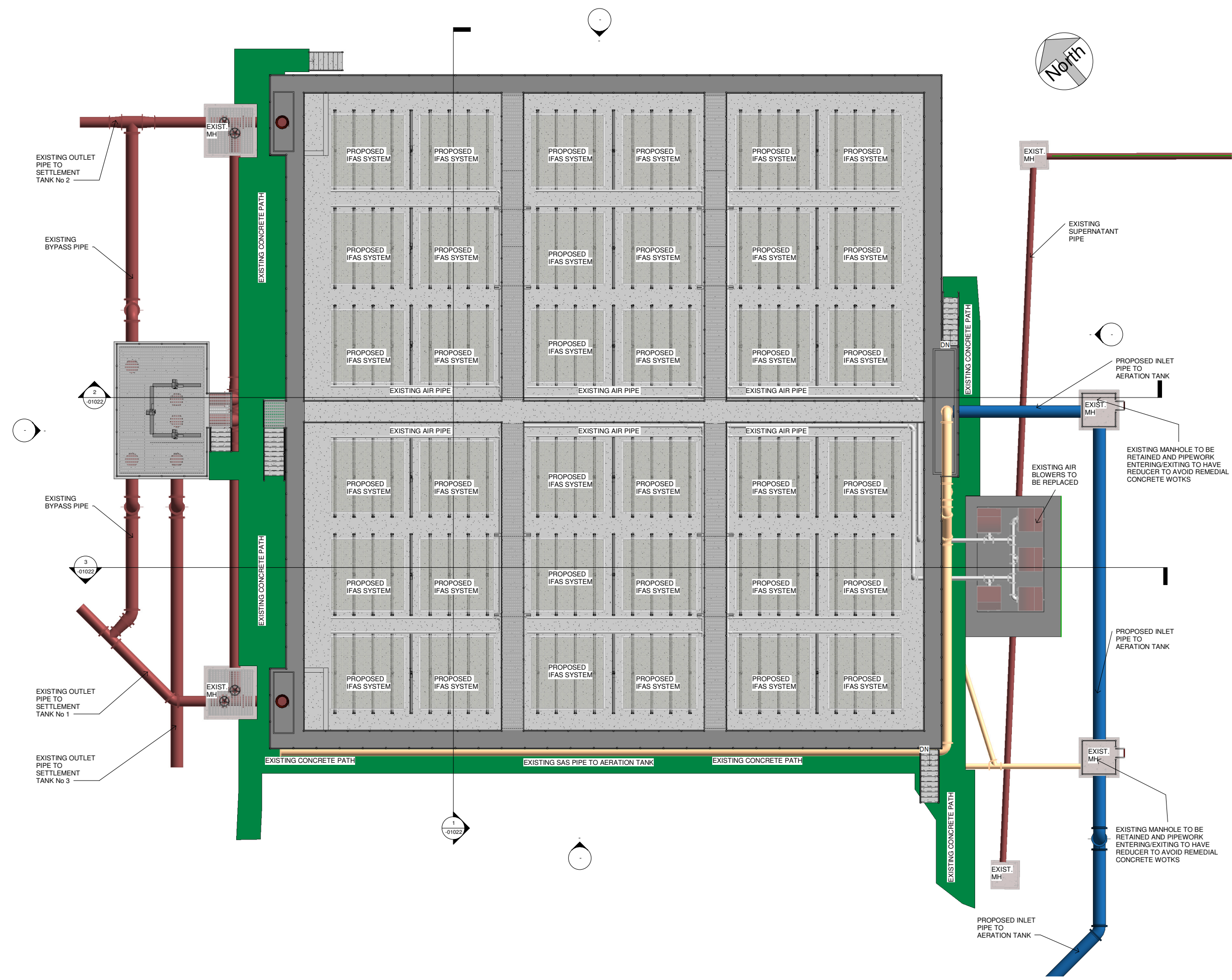
REPRODUCED FROM THE ORDNANCE SURVEY OF IRELAND BY PERMISSION OF THE GOVERNMENT. LICENSE NO. 3-3-34.

THIS DRAWING IS A COPY OF AN ELECTRONIC FILE AND IS COPYRIGHT.

ALL DIMENSIONS TO BE CHECKED ON SITE.

ALL MATERIALS AND WORKMANSHIP TO BE IN ACCORDANCE WITH ENGINEERS SPECIFICATION.

IT IS THE CONTRACTORS RESPONSIBILITY TO VERIFY ALL DIMENSIONS AND LEVELS PRIOR TO COMMENCEMENT OF CONSTRUCTION.



1 AERATION TANK @ FLOOR LEVEL
 1 : 100

DO NOT SCALE REDUCED COPY -A3 PRINT

Rev.	Suit.	Revision Description	Checked:	Date:
C01	A1	ISSUED FOR E.I.A.R.	PJ	28-02-23

Client:

UISCE EIREANN · IRISH WATER	Colvill House 24-26 Talbot St Dublin 1	Tel: 1890 278 278 Int: +353-1-707 2828 email: info@water.ie Web: www.water.ie
---------------------------------------	--	--

Project:

CASTLETROY WASTEWATER TREATMENT PLANT

Clients Representative:

J. B. Barry and Partners Limited Consulting Engineers	
Classon House Dundrum Business Park Dundrum Road Dublin 14	Tel: +353 1 485 1400 email: info@jbbarr.ie web: www.jbbarr.ie

Drawn By:	LHA	Date:	06/12/22
Checked By:	PH	Date:	06/12/22
Approved by:	PJ	Date:	06/12/22
Internal Project No.	20701-JBB-00-XX-DR-Z	Stage	E.I.A.R.

Drawing Title:

EXISTING AERATION TANK - PLAN LAYOUT OF INTERNAL MODIFICATIONS

Scales:	1 : 100
Drawing No:	20701-JBB-00-XX-DR-Z -01021
Sheet No:	C01
Revision:	
Suitability:	

O:20 Project:20701 - Castletroy WwTP (Scale 2:400) WP:DWG:EIAR:Drawing:March:2023:20701-JBB-00-XX-DR-Z-01021-01022-01023_Existing Aeration Tank-Internal Modifications.rvt

Copyright
 This drawing and any design here on is the copyright of the Consultants and must not be reproduced without their written consent.
 All drawings remain the property of the Consultants.

THIS DRAWING TO BE READ IN CONJUNCTION WITH ALL RELEVANT ARCHITECTS AND ENGINEERS DRAWINGS.

FIGURED DIMENSIONS ONLY TO BE TAKEN FROM THIS DRAWING.

ALL LEVELS ARE IN METRES AND RELATE TO DATUM AT MALIN HEAD.

THIS DRAWING IS REPRODUCED FROM DIGITAL MAPS:
 O.S. MAPS - Scale 1:2,500
 O.S. MAPS - Scale 1:1,000
 DISCOVERY SERIES - Scale 1:50,000

ALL MAPS ARE REFERENCED TO IRISH NATIONAL GRID (I.T.M.)

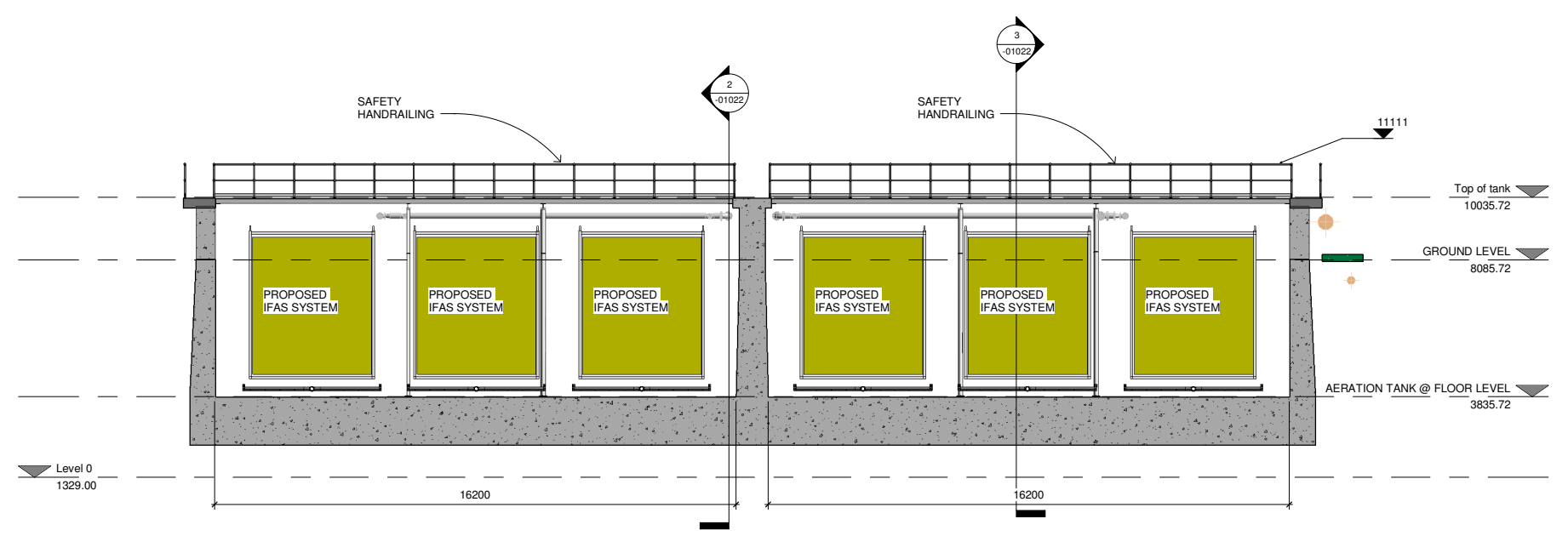
REPRODUCED FROM THE ORDNANCE SURVEY OF IRELAND BY PERMISSION OF THE GOVERNMENT. LICENSE NO. 3-3-34.

THIS DRAWING IS A COPY OF AN ELECTRONIC FILE AND IS COPYRIGHT.

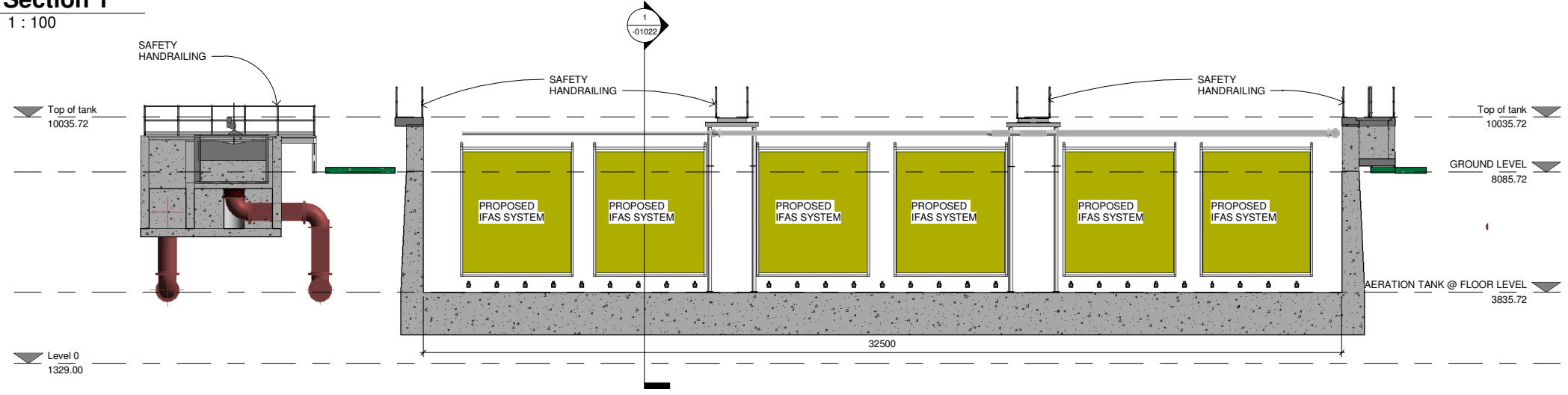
ALL DIMENSIONS TO BE CHECKED ON SITE.

ALL MATERIALS AND WORKMANSHIP TO BE IN ACCORDANCE WITH ENGINEERS SPECIFICATION.

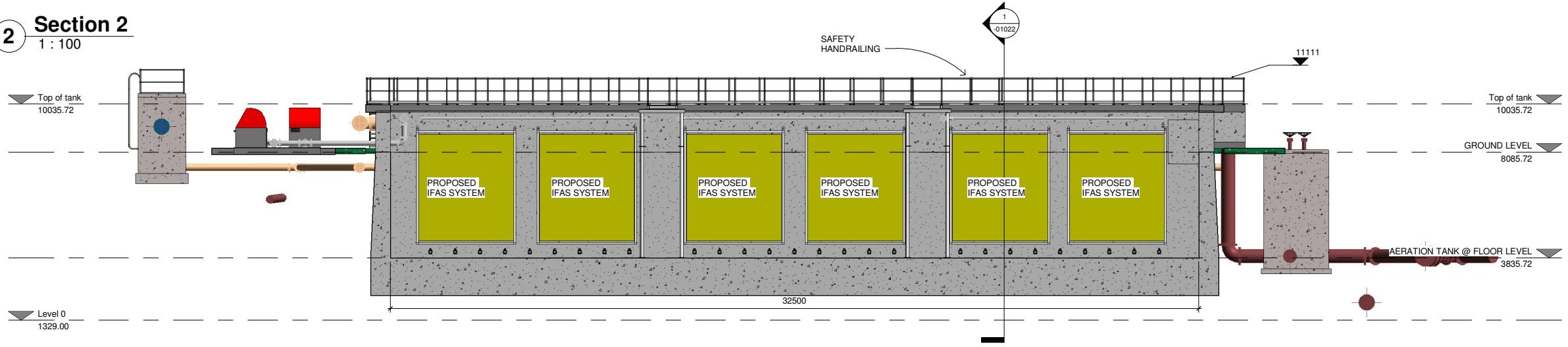
IT IS THE CONTRACTORS RESPONSIBILITY TO VERIFY ALL DIMENSIONS AND LEVELS PRIOR TO COMMENCEMENT OF CONSTRUCTION.



1 Section 1
 1 : 100



2 Section 2
 1 : 100



3 Section 3
 1 : 100

DO NOT SCALE REDUCED COPY -A3 PRINT

Rev:	Suit:	Revision Description	Checked:	Date:

Client: **UISCE**
 EIREANN - IRISH WATER

Colvill House
 24-26 Talbot St
 Dublin 1

Tel: 1890 278 278
 Int: +353-1-707 2828
 email: info@water.ie
 Web: www.water.ie

Project: **CASTLETROY WASTEWATER TREATMENT PLANT**

Clients Representative:
J. B. Barry and Partners Limited
 Consulting Engineers

Classon House
 Dundrum Business
 Park Dundrum Road
 Dublin 14

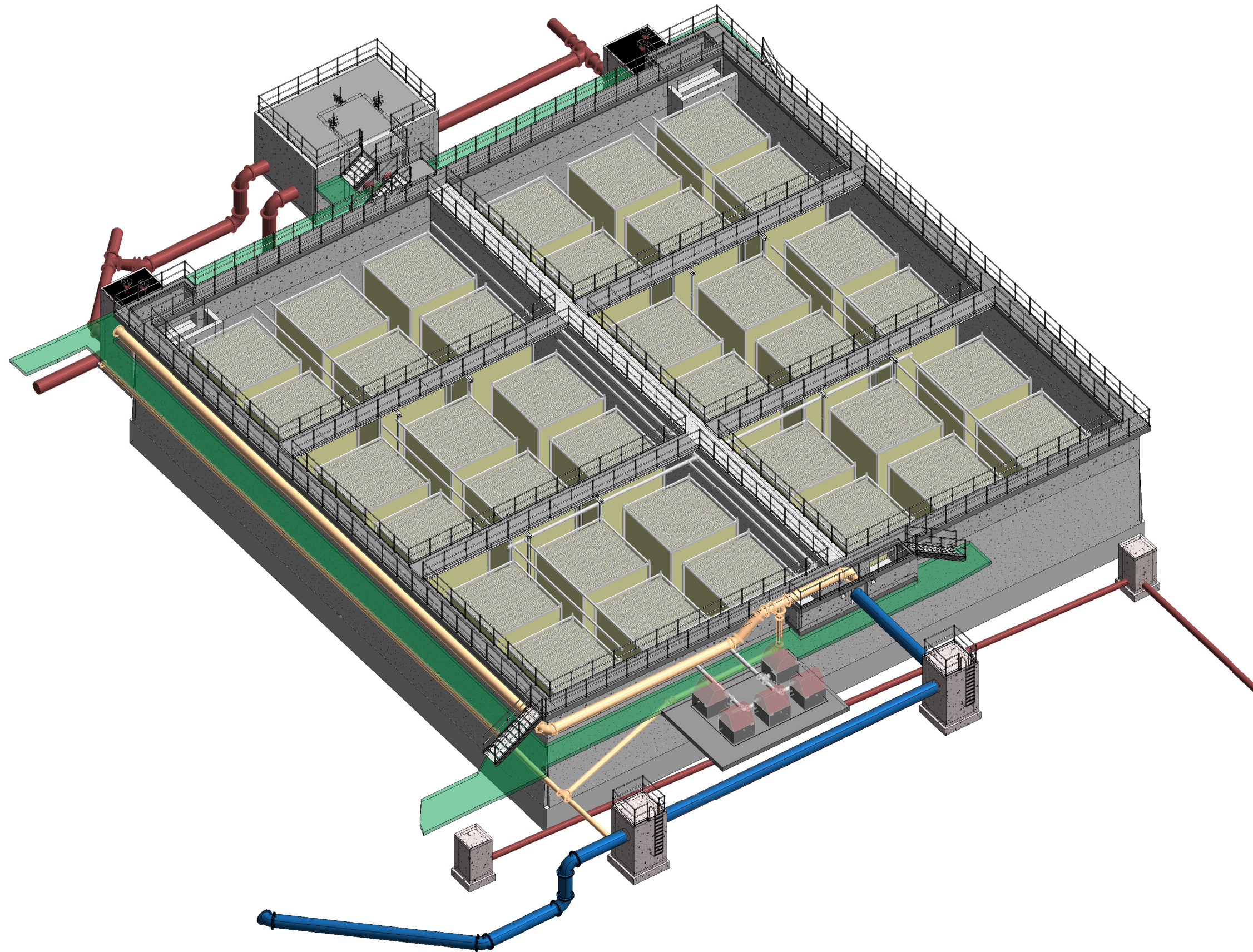
Tel: +353 1 485 1400
 email: info@jbbarry.ie
 web: www.jbbarry.ie

Drawn By:	LHA	Date:	06/12/22
Checked By:	PH	Date:	06/12/22
Approved by:	PJ	Date:	06/12/22
Internal Project No.	20701-JBB-00-XX-DR-Z	Stage	EIAR

Drawing Title:
EXISTING AERATION TANK - SECTIONS OF INTERNAL MODICATIONS

Scales: 1 : 100	
Drawing No:	20701-JBB-00-XX-DR-Z -01022
Sheet No:	
Revision:	
Suitability:	

O:\20 Projects\20701 - Castletroy WWT - Gable 2-4000-PPP-Dwg-EIAR-Drawings-March 2022\20701-JBB-00-XX-DR-Z-01022-01022-EIAR-Aeration Tank-Internal Modifications.rvt



1 3D VIEW OF AF AERATION TANK

Copyright
 This drawing and any design here on is the copyright of the Consultants and must not be reproduced without their written consent.
 All drawings remain the property of the Consultants.

THIS DRAWING TO BE READ IN CONJUNCTION WITH ALL RELEVANT ARCHITECTS AND ENGINEERS DRAWINGS.

FIGURED DIMENSIONS ONLY TO BE TAKEN FROM THIS DRAWING.

ALL LEVELS ARE IN METRES AND RELATE TO DATUM AT MALIN HEAD.

THIS DRAWING IS REPRODUCED FROM DIGITAL MAPS:
 O.S. MAPS - Scale 1:2,500
 O.S. MAPS - Scale 1:1,000
 DISCOVERY SERIES - Scale 1:50,000

ALL MAPS ARE REFERENCED TO IRISH NATIONAL GRID (I.T.M.)

REPRODUCED FROM THE ORDNANCE SURVEY OF IRELAND BY PERMISSION OF THE GOVERNMENT. LICENSE NO. 3-3-34.

THIS DRAWING IS A COPY OF AN ELECTRONIC FILE AND IS COPYRIGHT.

ALL DIMENSIONS TO BE CHECKED ON SITE.

ALL MATERIALS AND WORKMANSHIP TO BE IN ACCORDANCE WITH ENGINEERS SPECIFICATION.

IT IS THE CONTRACTORS RESPONSIBILITY TO VERIFY ALL DIMENSIONS AND LEVELS PRIOR TO COMMENCEMENT OF CONSTRUCTION.

C01	A1	ISSUED FOR EIA/R	PJ	28-02-23
Rev:	Suff:	Revision Description	Checked:	Date:

Client:

UISCE EIREANN : IRISH WATER	Colvill House 24-26 Talbot St Dublin 1	Tel: 1890 278 278 Int: +353-1-707 2828 email: info@water.ie Web: www.water.ie
--	--	--

Project:

CASTLETROY WASTEWATER TREATMENT PLANT

Clients Representative:

J. B. Barry and Partners Limited Consulting Engineers	
Classon House Dundrum Business Park Dundrum Road Dublin 14	Tel: +353 1 485 1400 email: info@jbbarr.ie web: www.jbbarr.ie

Drawn By: LHA	Date: 06/12/22
Checked By: PH	Date: 06/12/22
Approved by: PJ	Date: 06/12/22
Internal Project No. 20701-JBB-00-XX-DR-Z	Stage EIA/R

Drawing Title:

EXISTING AERATION - 3D VIEW OF INTERNAL MODIFICATIONS

Scales:

Drawing No: 20701-JBB-00-XX-DR-Z -01023	Sheet No:	Revision: C01	Suitability:
---	-----------	-------------------------	--------------

DO NOT SCALE REDUCED COPY -A3 PRINT

Copyright
 This drawing and any design here on is the copyright of the Consultants and must not be reproduced without their written consent.
 All drawings remain the property of the Consultants.

THIS DRAWING TO BE READ IN CONJUNCTION WITH ALL RELEVANT ARCHITECTS AND ENGINEERS DRAWINGS.

FIGURED DIMENSIONS ONLY TO BE TAKEN FROM THIS DRAWING.

ALL LEVELS ARE IN METRES AND RELATE TO DATUM AT MALIN HEAD.

THIS DRAWING IS REPRODUCED FROM DIGITAL MAPS:
 O.S. MAPS - Scale 1:2,500
 O.S. MAPS - Scale 1:1,000
 DISCOVERY SERIES - Scale 1:50,000

ALL MAPS ARE REFERENCED TO IRISH NATIONAL GRID (I.T.M.)

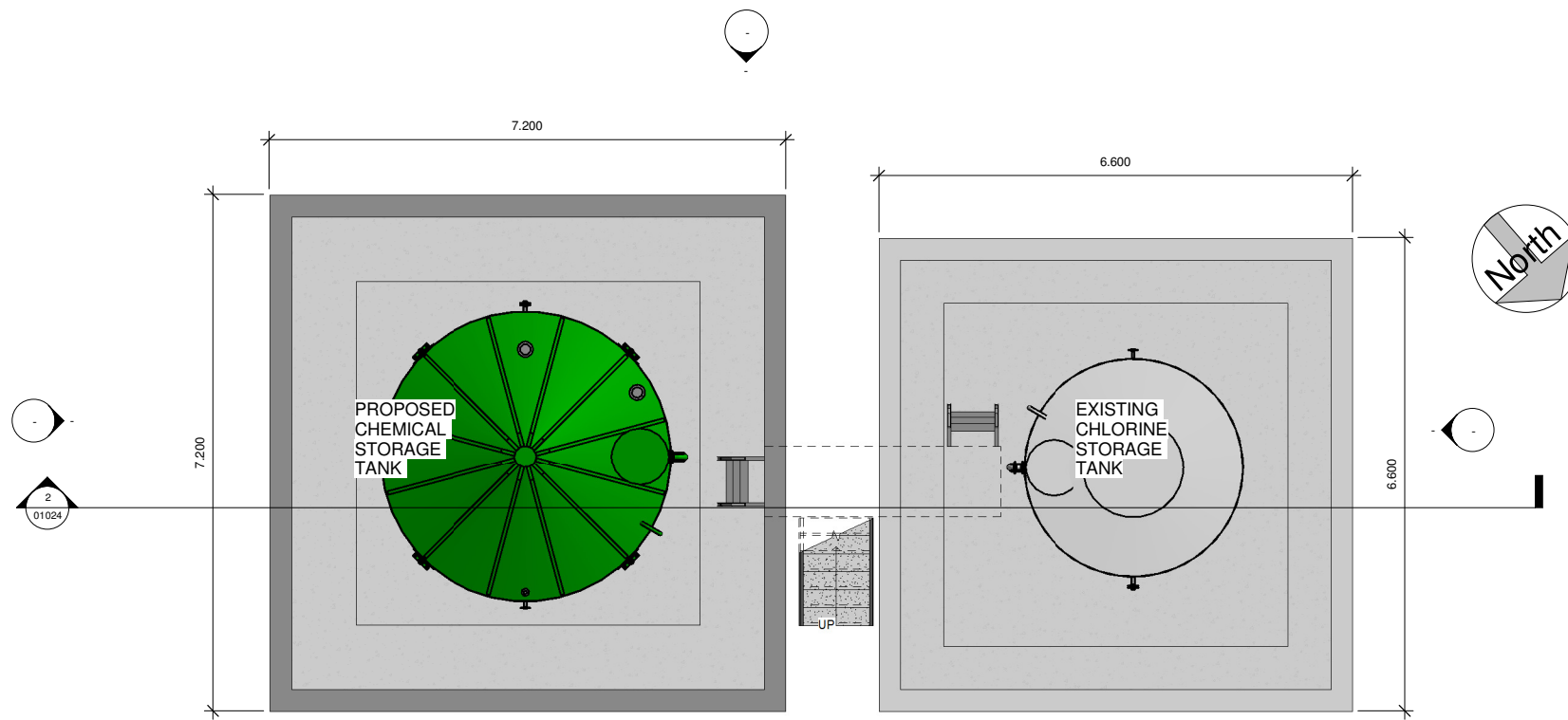
REPRODUCED FROM THE ORDNANCE SURVEY OF IRELAND BY PERMISSION OF THE GOVERNMENT. LICENSE NO. 3-3-34.

THIS DRAWING IS A COPY OF AN ELECTRONIC FILE AND IS COPYRIGHT.

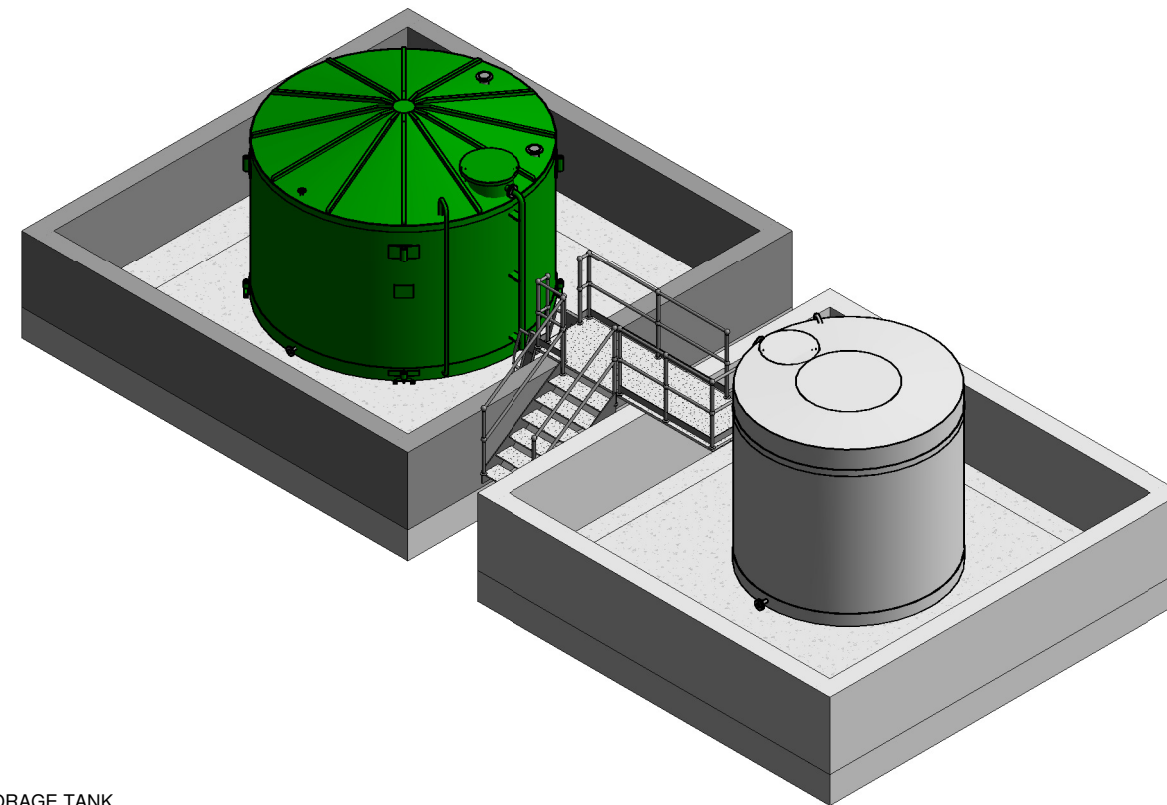
ALL DIMENSIONS TO BE CHECKED ON SITE.

ALL MATERIALS AND WORKMANSHIP TO BE IN ACCORDANCE WITH ENGINEERS SPECIFICATION.

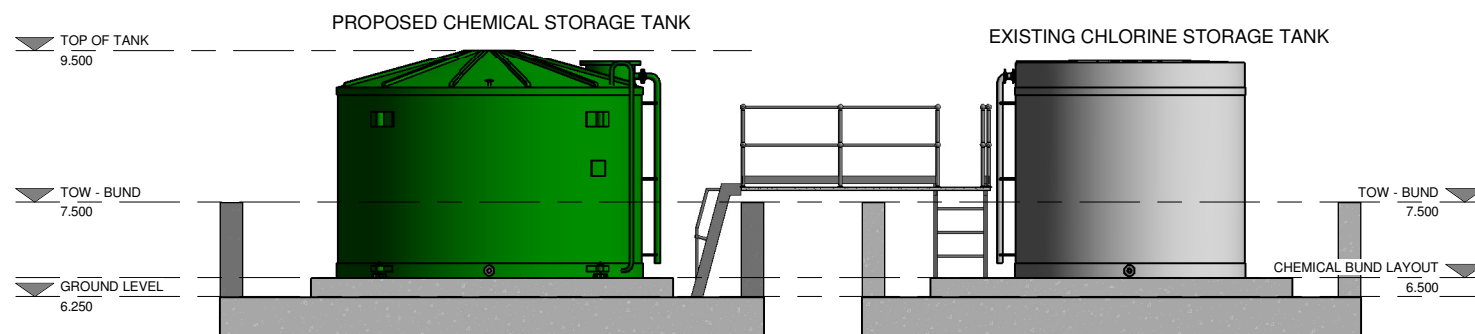
IT IS THE CONTRACTORS RESPONSIBILITY TO VERIFY ALL DIMENSIONS AND LEVELS PRIOR TO COMMENCEMENT OF CONSTRUCTION.



1 CHEMICAL BUND LAYOUT
 1 : 50



3 3D VIEW OF CHEMICAL STORAGE TANK



2 Section 1
 1 : 50

Rev.	Suit.	Revision Description	Checked:	Date:
C01	A1	ISSUED FOR E.I.A.R.	PJ	28-02-23

Client:
UISCE
 EIREANN - IRISH WATER
 Colvill House
 24-26 Talbot St
 Dublin 1
 Tel: 1890 278 278
 Int: +353-1-707 2828
 email: info@water.ie
 Web: www.water.ie

Project:
CASTLETROY WASTEWATER TREATMENT PLANT

Clients Representative:
J. B. Barry and Partners Limited
 Consulting Engineers
 Classon House
 Dundrum Business
 Park Dundrum Road
 Dublin 14
 Tel: +353 1 485 1400
 email: info@jbbarry.ie
 web: www.jbbarry.ie

Drawn By:	LA	Date:	06/12/22
Checked By:	PH	Date:	06/12/22
Approved by:	PJ	Date:	06/12/22
Internal Project No.	20701-JBB-00-XX-DR-Z	Stage	E.I.A.R.

Drawing Title:
PROPOSED CHEMICAL STORAGE TANK No-2 - PLAN AND SECTIONS

Drawing No.	20701-JBB-00-XX-DR-Z	01024	Revision	C01	Suitability
-------------	----------------------	-------	----------	-----	-------------

DO NOT SCALE REDUCED COPY -A3 PRINT

0:20 Project: 20701 - Castletroy WwTP (Scale 2:400) W/P DWG E.I.A.R Drawings March 2023/20701-JBB-00-XX-DR-Z-01024-Proposed Chemical Storage Tank No-2.rvt

Copyright
 This drawing and any design here on is the copyright of the Consultants and must not be reproduced without their written consent.
 All drawings remain the property of the Consultants.

THIS DRAWING TO BE READ IN CONJUNCTION WITH ALL RELEVANT ARCHITECTS AND ENGINEERS DRAWINGS.

FIGURED DIMENSIONS ONLY TO BE TAKEN FROM THIS DRAWING.

ALL LEVELS ARE IN METRES AND RELATE TO DATUM AT MALIN HEAD.

THIS DRAWING IS REPRODUCED FROM DIGITAL MAPS:
 O.S. MAPS - Scale 1:2,500
 O.S. MAPS - Scale 1:1,000
 DISCOVERY SERIES - Scale 1:50,000

ALL MAPS ARE REFERENCED TO IRISH NATIONAL GRID (I.T.M.)

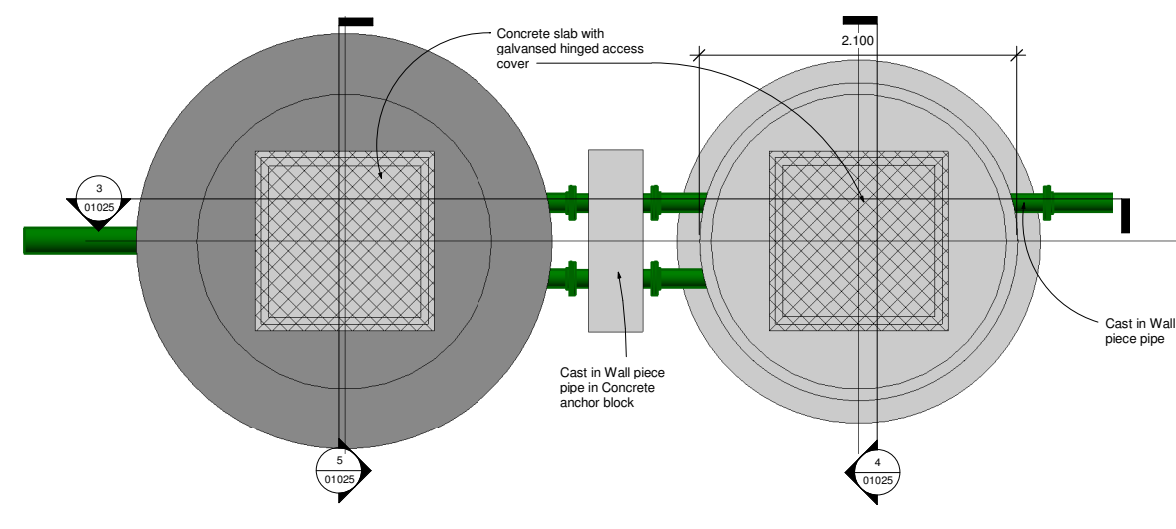
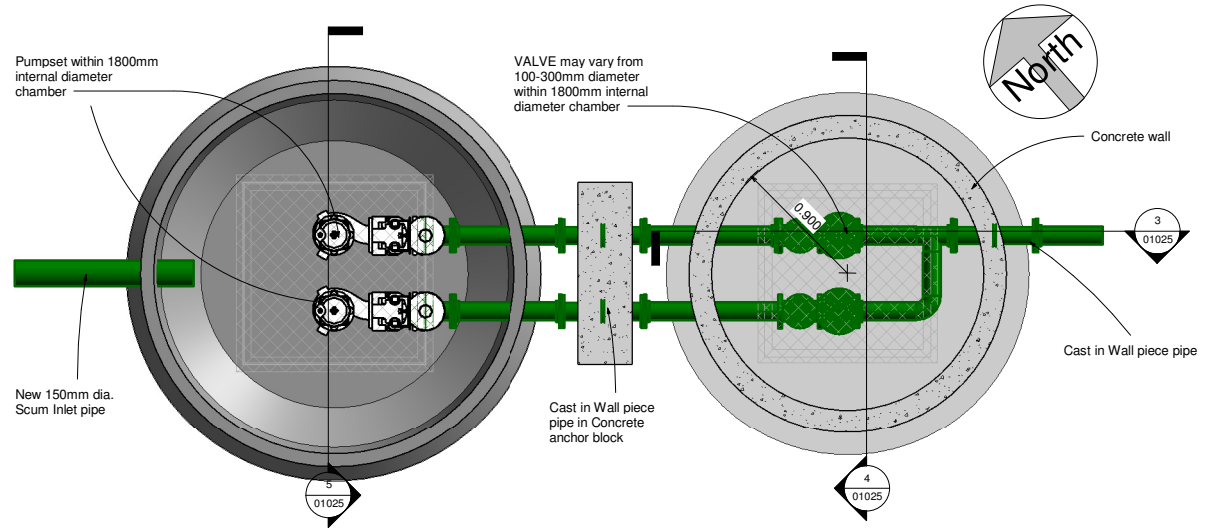
REPRODUCED FROM THE ORDNANCE SURVEY OF IRELAND BY PERMISSION OF THE GOVERNMENT. LICENSE NO. 3-3-34.

THIS DRAWING IS A COPY OF AN ELECTRONIC FILE AND IS COPYRIGHT.

ALL DIMENSIONS TO BE CHECKED ON SITE.

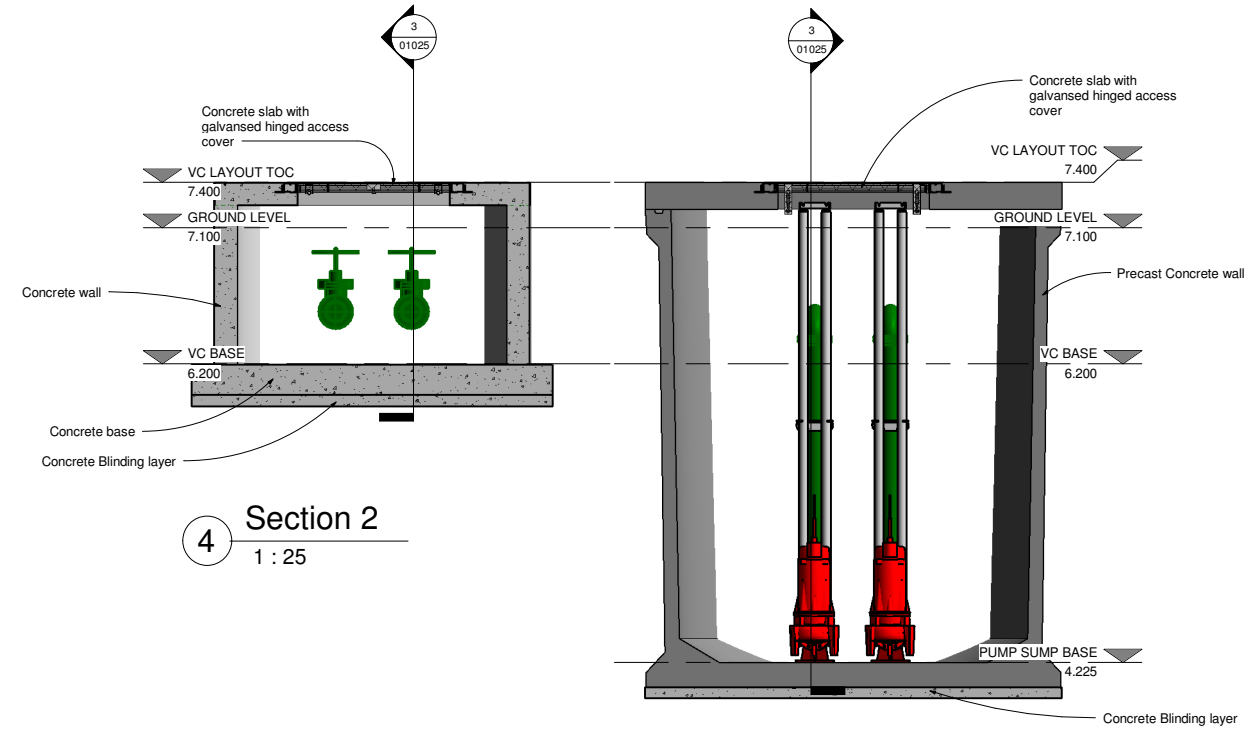
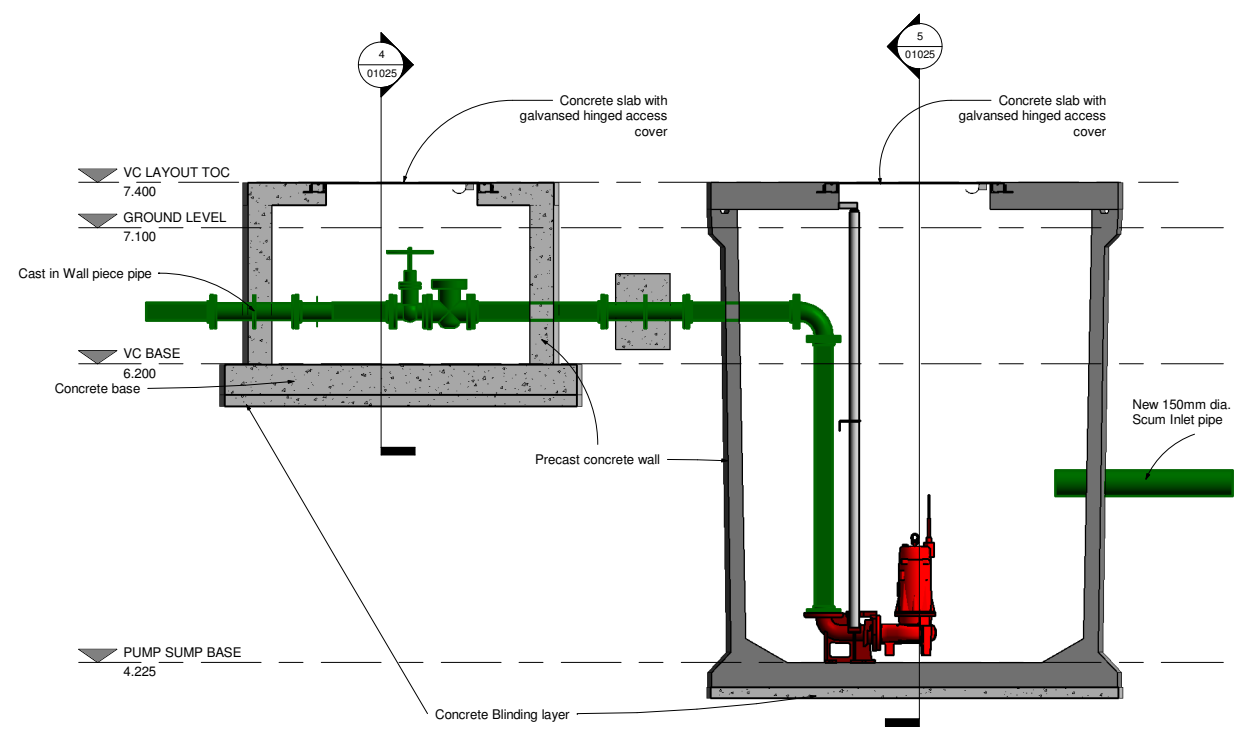
ALL MATERIALS AND WORKMANSHIP TO BE IN ACCORDANCE WITH ENGINEERS SPECIFICATION.

IT IS THE CONTRACTORS RESPONSIBILITY TO VERIFY ALL DIMENSIONS AND LEVELS PRIOR TO COMMENCEMENT OF CONSTRUCTION.



1 Layout Plan @ 6.700m
 1 : 25

2 Cover Slab @ 7.700m
 1 : 25



3 Section 1
 1 : 25

4 Section 2
 1 : 25

5 Section 3
 1 : 25

Rev	Issue	Revision Description	Checked	Date
C01	A1	ISSUED FOR EIAR	PJ	28-02-23

Client: **UISCE EIREANN - IRISH WATER**
 Colvill House 24-26 Talbot St Dublin 1
 Tel: 1890 278 278
 Int: +353-1-707 2828
 email: info@water.ie
 Web: www.water.ie

Project:
CASTLETROY WASTEWATER TREATMENT PLANT

Clients Representative:
J. B. Barry and Partners Limited Consulting Engineers
 Classon House Dundrum Business Park Dundrum Road Dublin 14
 Tel: +353 1 485 1400
 email: info@jbbarry.ie
 web: www.jbbarry.ie

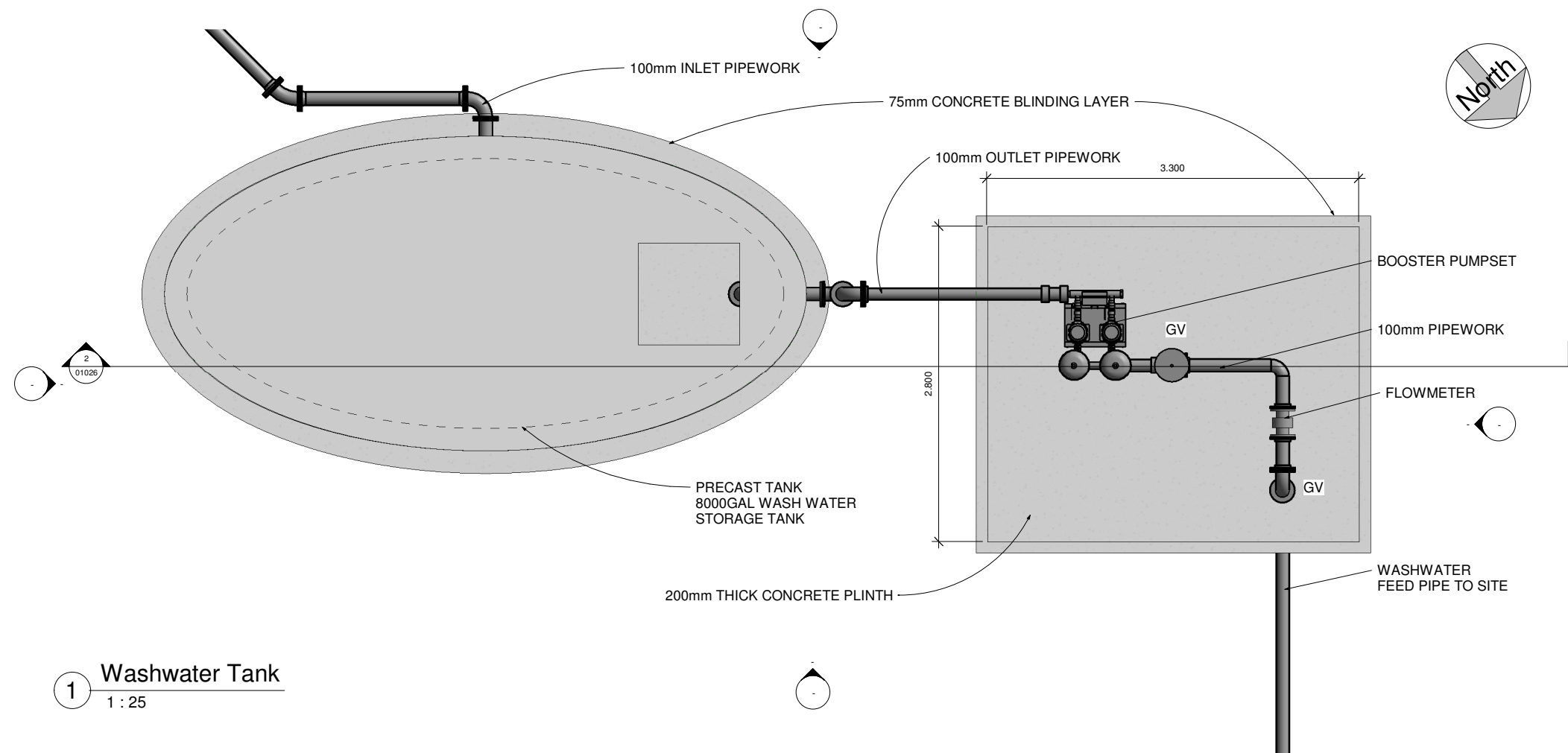
Drawn By: LHA	Date: 06/12/22
Checked By: PH	Date: 06/12/22
Approved by: PJ	Date: 06/12/22
Internal Project No. 20701-JBB-00-XX-DR-Z	Stage EIAR

Drawing Title:
PROPOSED SCUM SUMP AND PUMPING STATION AND VALVE CHAMBER PLAN AND SECTIONS

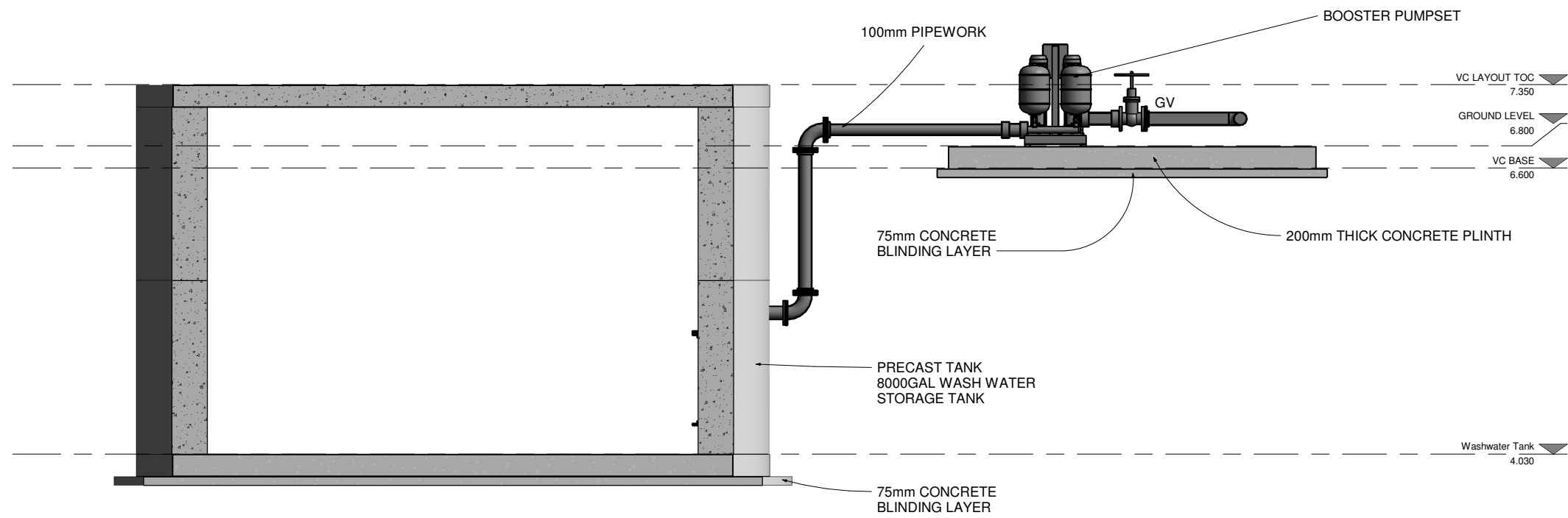
Drawing No. 20701-JBB-00-XX-DR-Z- 01025	Sheet No. C01	Revision: C01	Suitability:
---	---------------	---------------	--------------

DO NOT SCALE REDUCED COPY -A3 PRINT

O:\207 Project\20701 - Castletroy WWT - JBB-00-XX-DR-Z\01025-Proposed Scum Pump Station Plan & Section.vnt



1 Washwater Tank
1 : 25



2 Section 1
1 : 25

DO NOT SCALE REDUCED COPY -A3 PRINT

Copyright
This drawing and any design here on is the copyright of the Consultants and must not be reproduced without their written consent. All drawings remain the property of the Consultants.

THIS DRAWING TO BE READ IN CONJUNCTION WITH ALL RELEVANT ARCHITECTS AND ENGINEERS DRAWINGS.

FIGURED DIMENSIONS ONLY TO BE TAKEN FROM THIS DRAWING.

ALL LEVELS ARE IN METRES AND RELATE TO DATUM AT MALIN HEAD.

THIS DRAWING IS REPRODUCED FROM DIGITAL MAPS:
O.S. MAPS - Scale 1:2,500
O.S. MAPS - Scale 1:1,000
DISCOVERY SERIES - Scale 1:50,000

ALL MAPS ARE REFERENCED TO IRISH NATIONAL GRID (I.T.M.)

REPRODUCED FROM THE ORDNANCE SURVEY OF IRELAND BY PERMISSION OF THE GOVERNMENT. LICENSE NO. 3-3-34.

THIS DRAWING IS A COPY OF AN ELECTRONIC FILE AND IS COPYRIGHT.

ALL DIMENSIONS TO BE CHECKED ON SITE.

ALL MATERIALS AND WORKMANSHIP TO BE IN ACCORDANCE WITH ENGINEERS SPECIFICATION.

IT IS THE CONTRACTORS RESPONSIBILITY TO VERIFY ALL DIMENSIONS AND LEVELS PRIOR TO COMMENCEMENT OF CONSTRUCTION.

Rev.	Suff.	Revision Description	Checked:	Date:
C01	A1	ISSUED FOR E.I.A.R.	PJ	28-02-23

Client:

UISCE Colvill House Tel: 1890 278 278
IRELAND - IRISH WATER 24-26 Talbot St Int: +353-1-707 2828
Dublin 1 email: info@water.ie
Web: www.water.ie

Project:

CASTLETROY WASTEWATER TREATMENT PLANT

Clients Representative:

J. B. Barry and Partners Limited
Consulting Engineers

Classon House Tel: +353 1 485 1400
Dundrum Business email: info@jbbarry.ie
Park Dundrum Road web: www.jbbarry.ie
Dublin 14

Drawn By:	LHA	Date:	06/12/22
Checked By:	PH	Date:	06/12/22
Approved by:	PJ	Date:	06/12/22
Internal Project No.	20701-JBB-00-XX-DR-Z	Stage	E.I.A.R.

Drawing Title:

PROPOSED WASHWATER BOOSTER PUMP STATION AND SUMP PLAN AND SECTIONS

Scales: 1 : 25

Drawing No:	Sheet No:	Revision:	Suitability:
20701-JBB-00-XX-DR-Z	01026	C01	

O:20 Project:20701 - Castletroy WwTP (Scale 2-4)000/WP/Dwg/E.I.A.R Drawings March 2023/20701-JBB-00-XX-DR-Z-01026-Proposed Washwater Pump Sump Plan & Section.rvt

Copyright
 This drawing and any design here on is the copyright of the Consultants and must not be reproduced without their written consent. All drawings remain the property of the Consultants.

THIS DRAWING TO BE READ IN CONJUNCTION WITH ALL RELEVANT ARCHITECTS AND ENGINEERS DRAWINGS.

FIGURED DIMENSIONS ONLY TO BE TAKEN FROM THIS DRAWING.

ALL LEVELS ARE IN METRES AND RELATE TO DATUM AT MALIN HEAD.

THIS DRAWING IS REPRODUCED FROM DIGITAL MAPS:
 O.S. MAPS - Scale 1:2,500
 O.S. MAPS - Scale 1:1,000
 DISCOVERY SERIES - Scale 1:50,000

ALL MAPS ARE REFERENCED TO IRISH NATIONAL GRID (I.T.M.)

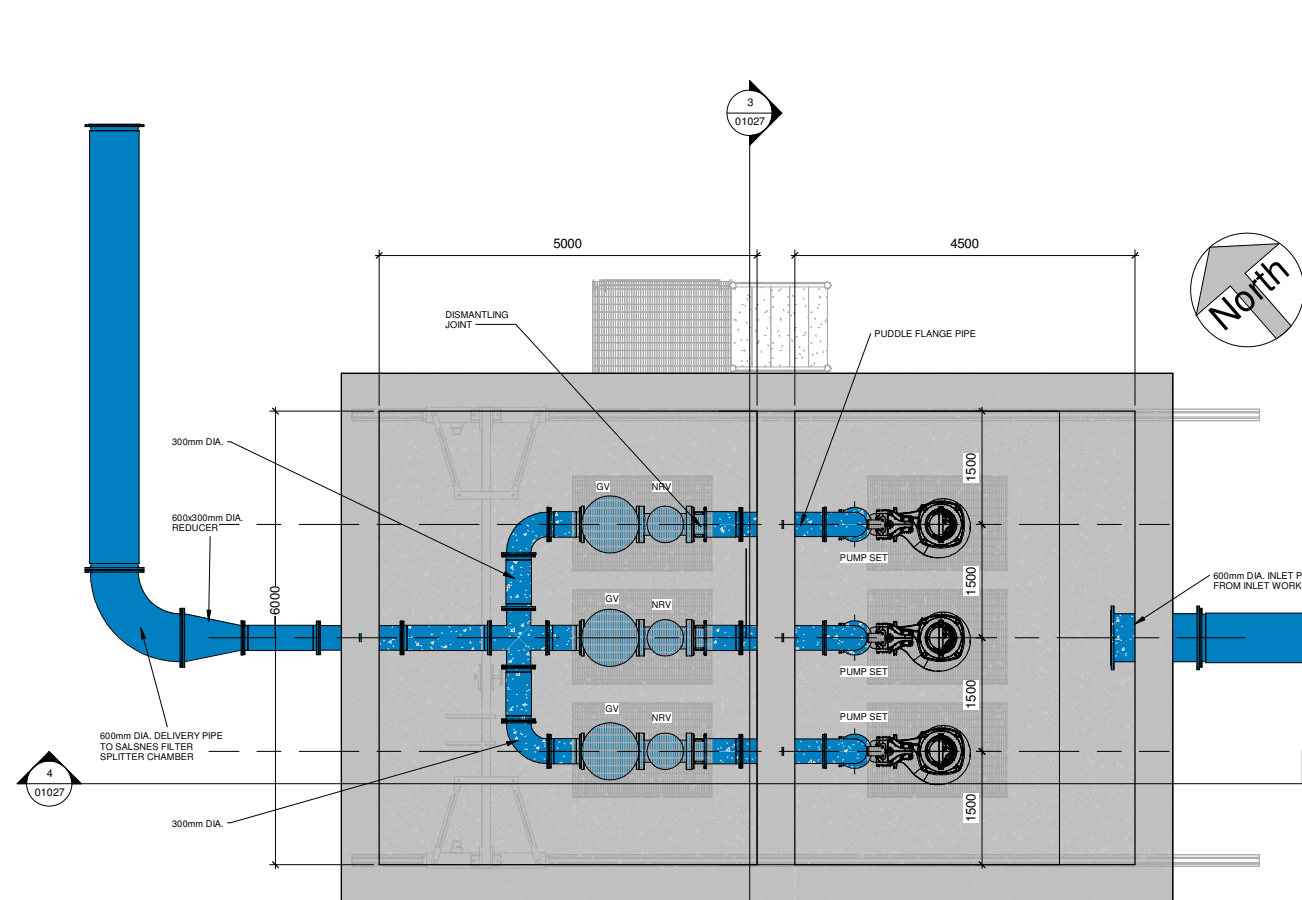
REPRODUCED FROM THE ORDNANCE SURVEY OF IRELAND BY PERMISSION OF THE GOVERNMENT. LICENSE NO. 3-3-34.

THIS DRAWING IS A COPY OF AN ELECTRONIC FILE AND IS COPYRIGHT.

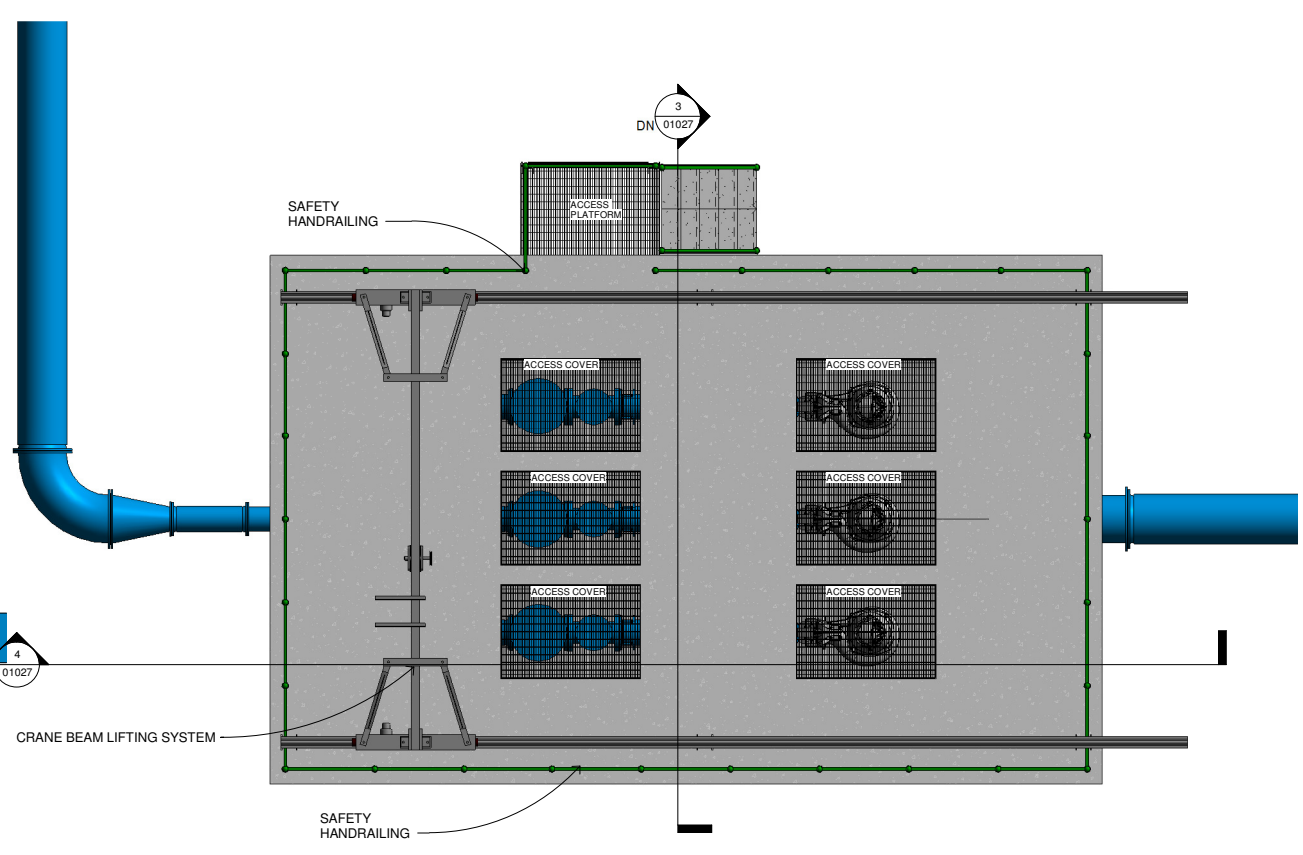
ALL DIMENSIONS TO BE CHECKED ON SITE.

ALL MATERIALS AND WORKMANSHIP TO BE IN ACCORDANCE WITH ENGINEERS SPECIFICATION.

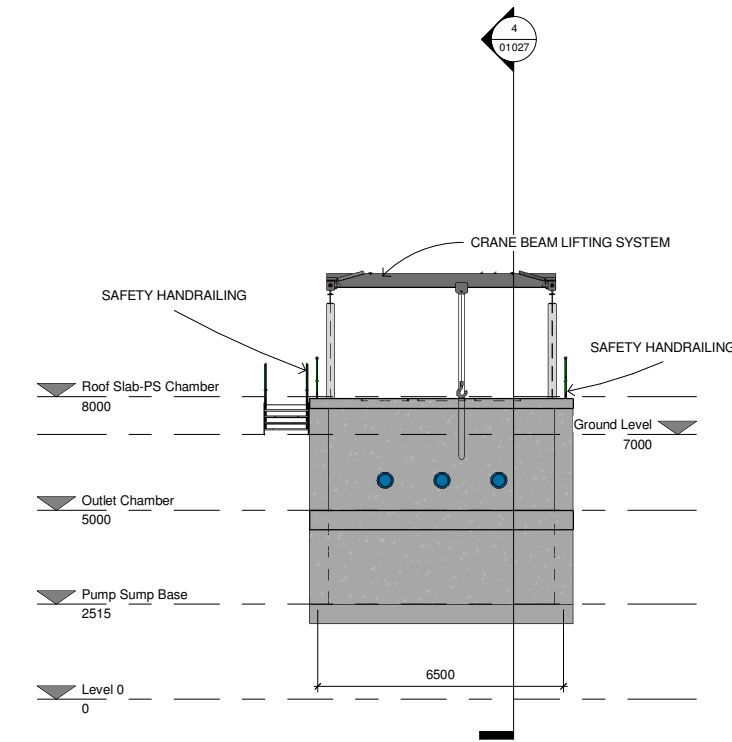
IT IS THE CONTRACTORS RESPONSIBILITY TO VERIFY ALL DIMENSIONS AND LEVELS PRIOR TO COMMENCEMENT OF CONSTRUCTION.



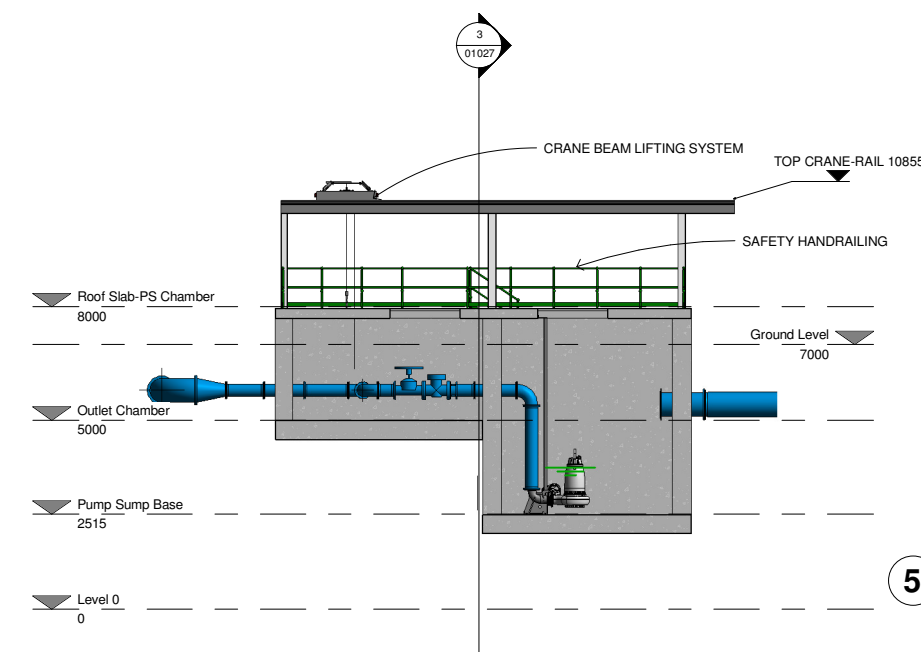
1 Pump Sump Base
 1 : 50



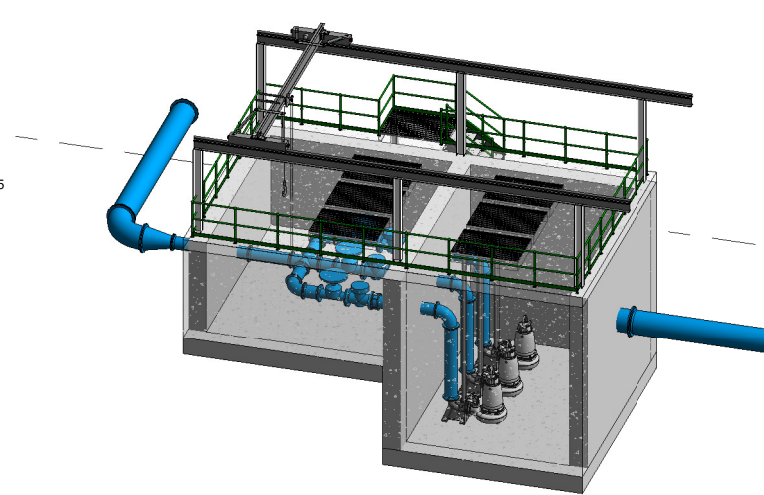
2 Roof Slab-PS Chamber
 1 : 50



3 Section 1
 1 : 100



4 Section 2
 1 : 100



5 3D Overall View

Rev.	Suit.	Revision Description	Checked:	Date:
C01	A1	ISSUED FOR E.I.A.R.	PJ	28-02-23

Client: **UISCE** EIREANN - IRISH WATER
 Colvill House
 24-26 Talbot St
 Dublin 1
 Tel: 1890 278 278
 Int: +353 1 707 2828
 email: info@water.ie
 Web: www.water.ie

Project:
CASTLETROY WASTEWATER TREATMENT PLANT

Clients Representative:
J. B. Barry and Partners Limited
 Consulting Engineers
 Classon House
 Dundrum Business
 Park Dundrum Road
 Dublin 14
 Tel: +353 1 485 1400
 email: info@jbbarry.ie
 web: www.jbbarry.ie

Drawn By:	LHA	Date:	06/12/22
Checked By:	PH	Date:	06/12/22
Approved by:	PJ	Date:	06/12/22
Internal Project No.	20701-JBB-00-XX-DR-Z	Stage	E.I.A.R.

Drawing Title:
PROPOSED STORM TRANSFER PUMP SUMP PLAN AND SECTIONS

Drawing No.	20701-JBB-00-XX-DR-Z	Sheet No.	01027	Revision	C01	Suitability	
-------------	----------------------	-----------	-------	----------	-----	-------------	--

DO NOT SCALE REDUCED COPY -A3 PRINT

O:\20 Projects\20701 - Castletroy WWT - Castle 2-4\00-WIP-Dwg-EIAR Drawings-March 2023\20701-JBB-00-XX-DR-Z-01027-Proposed Storm Transfer Pump Sump Plan & Section.rvt

Copyright
 This drawing and any design here on is the copyright of the Consultants and must not be reproduced without their written consent. All drawings remain the property of the Consultants.

THIS DRAWING TO BE READ IN CONJUNCTION WITH ALL RELEVANT ARCHITECTS AND ENGINEERS DRAWINGS.

FIGURED DIMENSIONS ONLY TO BE TAKEN FROM THIS DRAWING.

ALL LEVELS ARE IN METRES AND RELATE TO DATUM AT MALIN HEAD.

THIS DRAWING IS REPRODUCED FROM DIGITAL MAPS:
 O.S. MAPS - Scale 1:2,500
 O.S. MAPS - Scale 1:1,000
 DISCOVERY SERIES - Scale 1:50,000

ALL MAPS ARE REFERENCED TO IRISH NATIONAL GRID (I.T.M.)

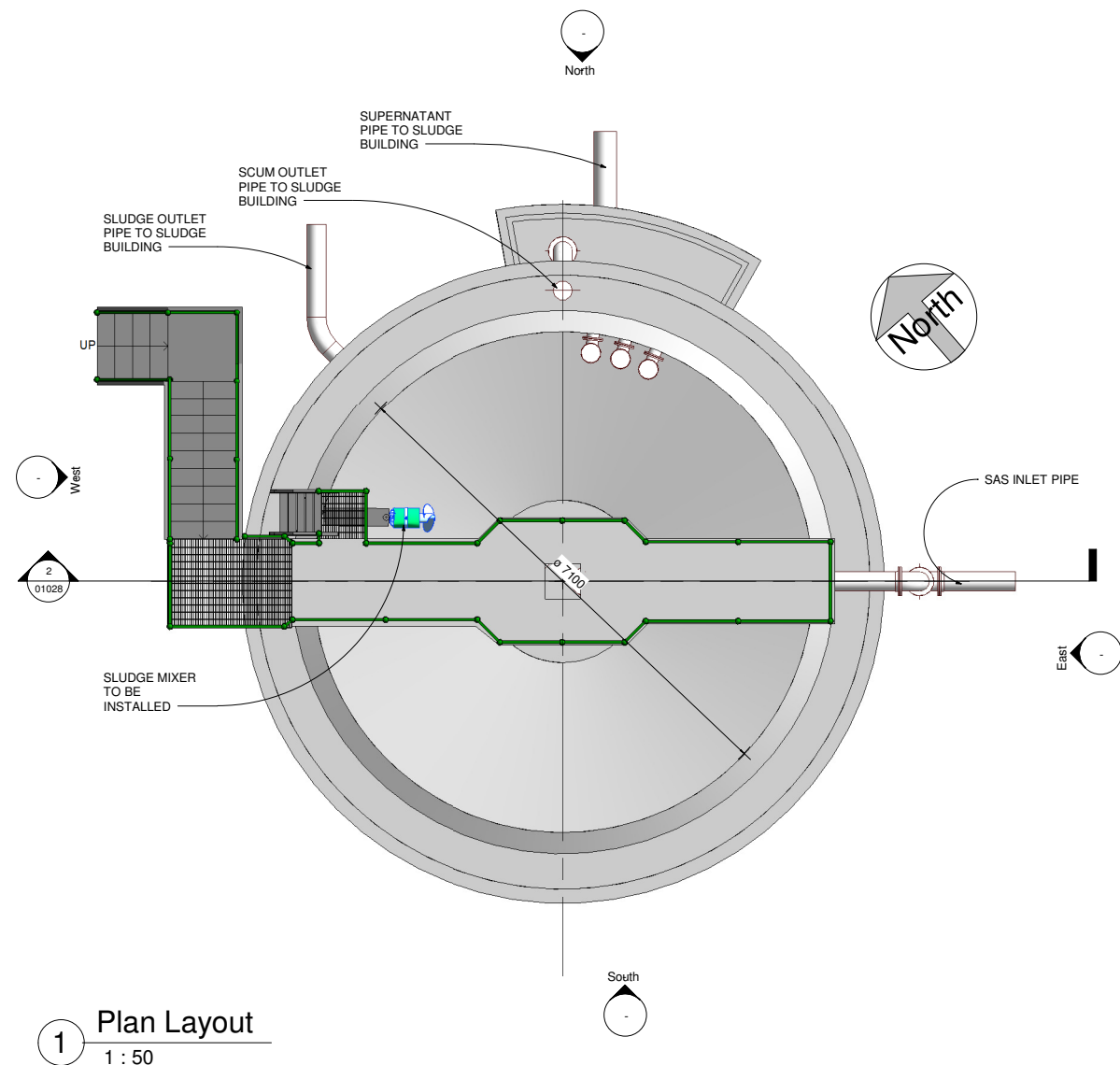
REPRODUCED FROM THE ORDNANCE SURVEY OF IRELAND BY PERMISSION OF THE GOVERNMENT. LICENSE NO. 3-3-34.

THIS DRAWING IS A COPY OF AN ELECTRONIC FILE AND IS COPYRIGHT.

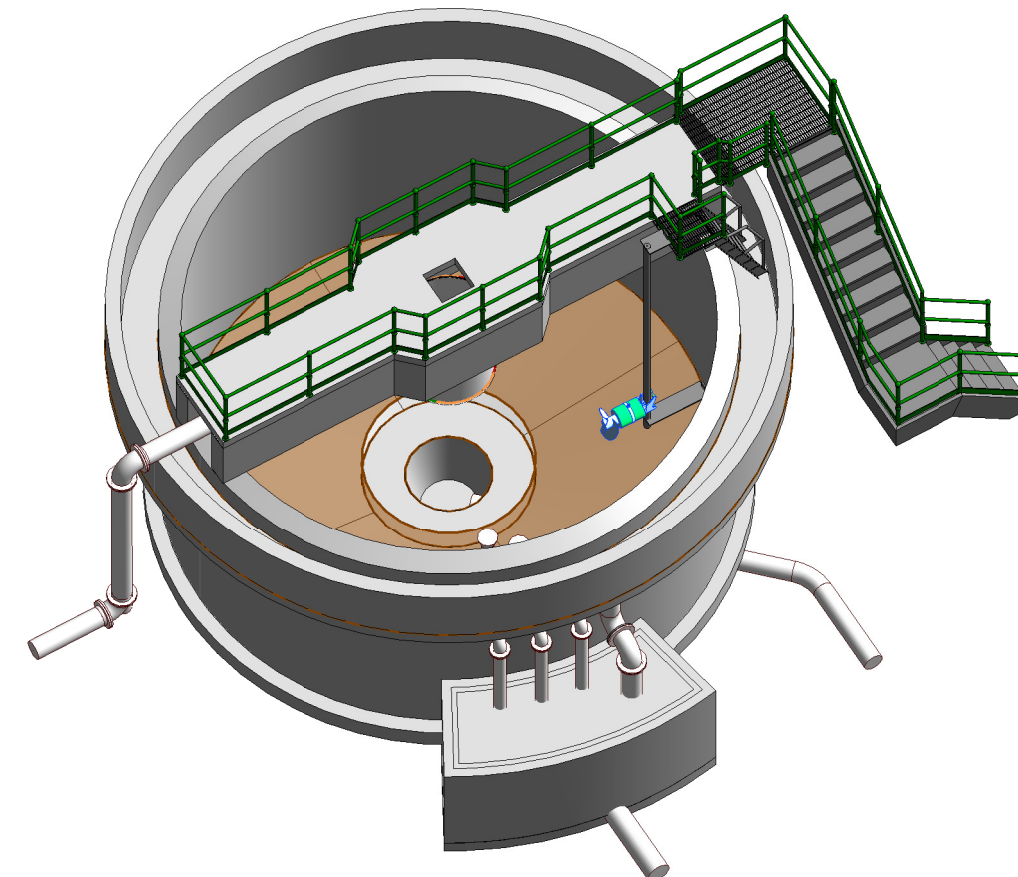
ALL DIMENSIONS TO BE CHECKED ON SITE.

ALL MATERIALS AND WORKMANSHIP TO BE IN ACCORDANCE WITH ENGINEERS SPECIFICATION.

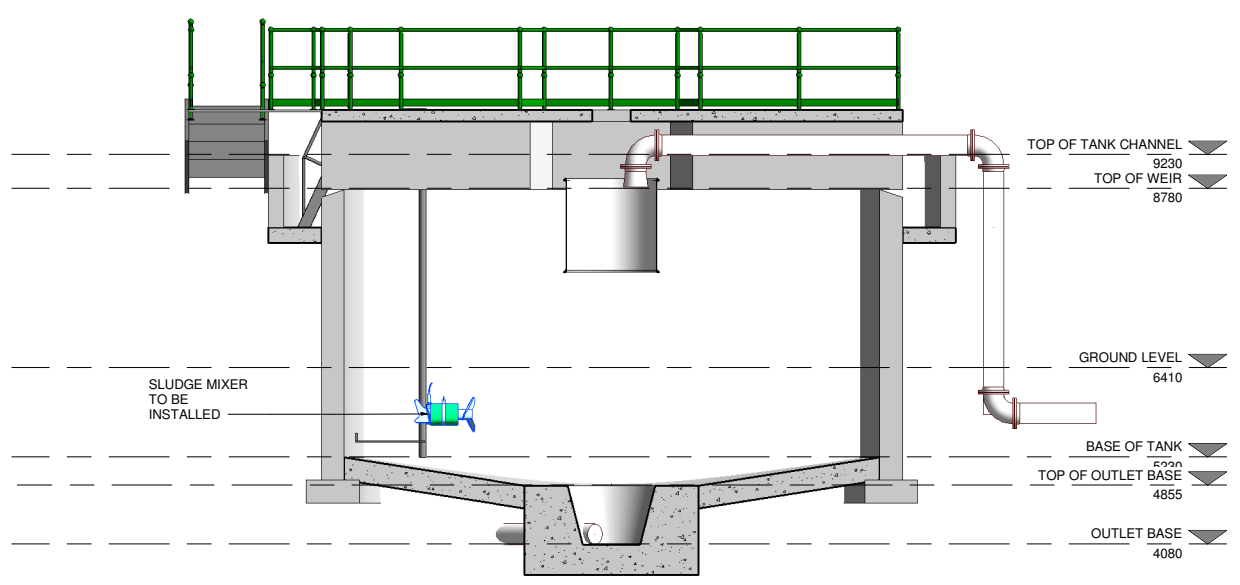
IT IS THE CONTRACTORS RESPONSIBILITY TO VERIFY ALL DIMENSIONS AND LEVELS PRIOR TO COMMENCEMENT OF CONSTRUCTION.



1 Plan Layout
 1 : 50



3 3D View - Sludge Thickening Tank



2 Section 1
 1 : 50

Rev.	Suit.	Revision Description	Checked:	Date:
C01	A1	ISSUED FOR EIA/R	PJ	28-02-23

Client:
UISCE EIREANN - IRISH WATER
 Colvill House, 24-26 Talbot St, Dublin 1
 Tel: 1890 278 278
 Int: +353-1-707 2828
 email: info@water.ie
 Web: www.water.ie

Project:
CASTLETROY WASTEWATER TREATMENT PLANT

Clients Representative:
J. B. Barry and Partners Limited
 Consulting Engineers
 Classon House, Dundrum Business Park, Dundrum Road, Dublin 14
 Tel: +353 1 485 1400
 email: info@jbbarry.ie
 web: www.jbbarry.ie

Drawn By:	LHA	Date:	06/12/22
Checked By:	PH	Date:	06/12/22
Approved by:	PJ	Date:	06/12/22
Internal Project No.	20701-JBB-00-XX-DR-Z	Stage	EIA/R

Drawing Title:
PROPOSED PRIMARY SLUDGE THICKENING TANK No.3 PLAN AND SECTION

Scales: 1 : 50

Drawing No:	20701-JBB-00-XX-DR-Z	01028	Revision:	C01	Suitability:
-------------	----------------------	-------	-----------	-----	--------------

DO NOT SCALE REDUCED COPY -A3 PRINT

O:20 Project:20701 - Castletroy WWTTP (Scale 2:400) WP:DWG EIA/R Drawings March 2023/20701-JBB-00-XX-DR-Z-01028_Proposed Sludge Thickening Tank.rvt

Copyright
 This drawing and any design here on is the copyright of the Consultants and must not be reproduced without their written consent.
 All drawings remain the property of the Consultants.

THIS DRAWING TO BE READ IN CONJUNCTION WITH ALL RELEVANT ARCHITECTS AND ENGINEERS DRAWINGS.

FIGURED DIMENSIONS ONLY TO BE TAKEN FROM THIS DRAWING.

ALL LEVELS ARE IN METRES AND RELATE TO DATUM AT MALIN HEAD.

THIS DRAWING IS REPRODUCED FROM DIGITAL MAPS:
 O.S. MAPS - Scale 1:2,500
 O.S. MAPS - Scale 1:1,000
 DISCOVERY SERIES - Scale 1:50,000

ALL MAPS ARE REFERENCED TO IRISH NATIONAL GRID (I.T.M.)

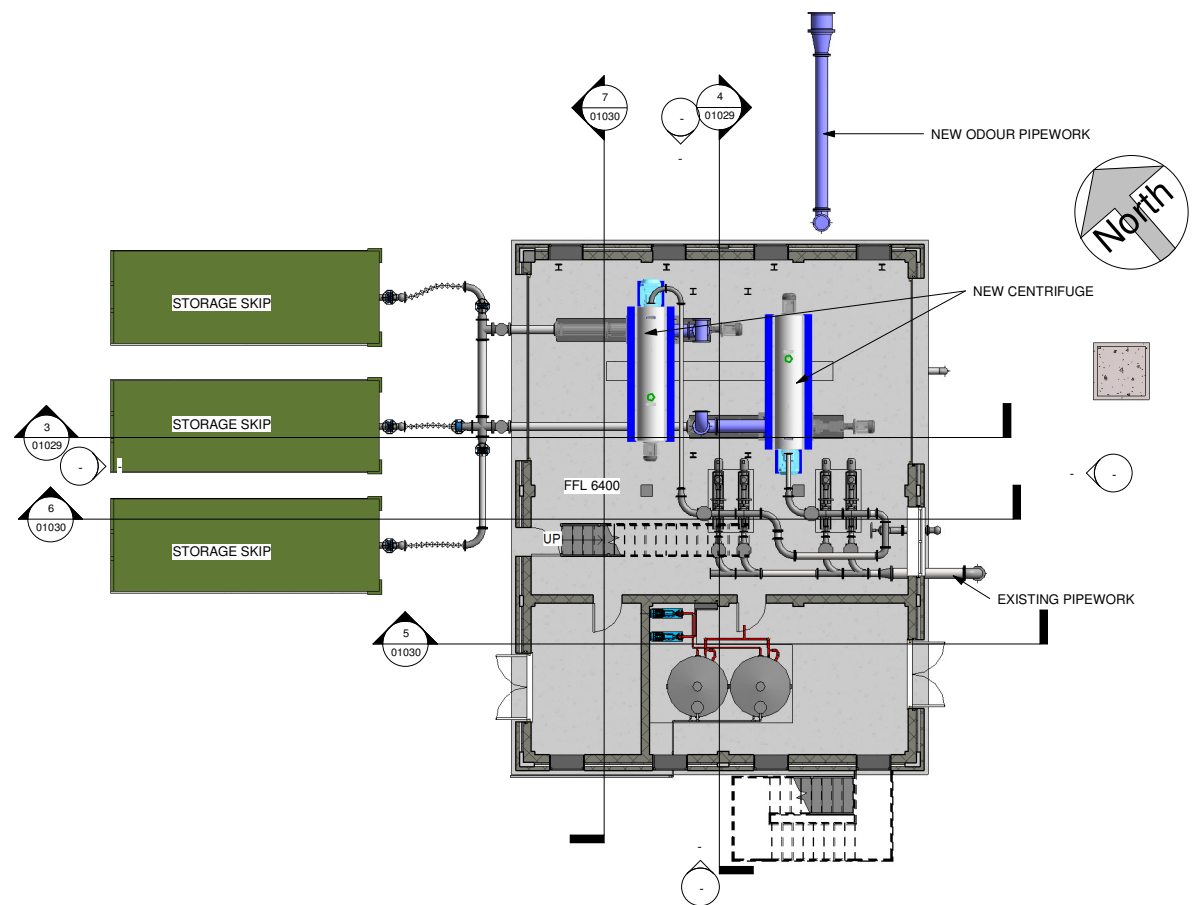
REPRODUCED FROM THE ORDNANCE SURVEY OF IRELAND BY PERMISSION OF THE GOVERNMENT. LICENSE NO. 3-3-34.

THIS DRAWING IS A COPY OF AN ELECTRONIC FILE AND IS COPYRIGHT.

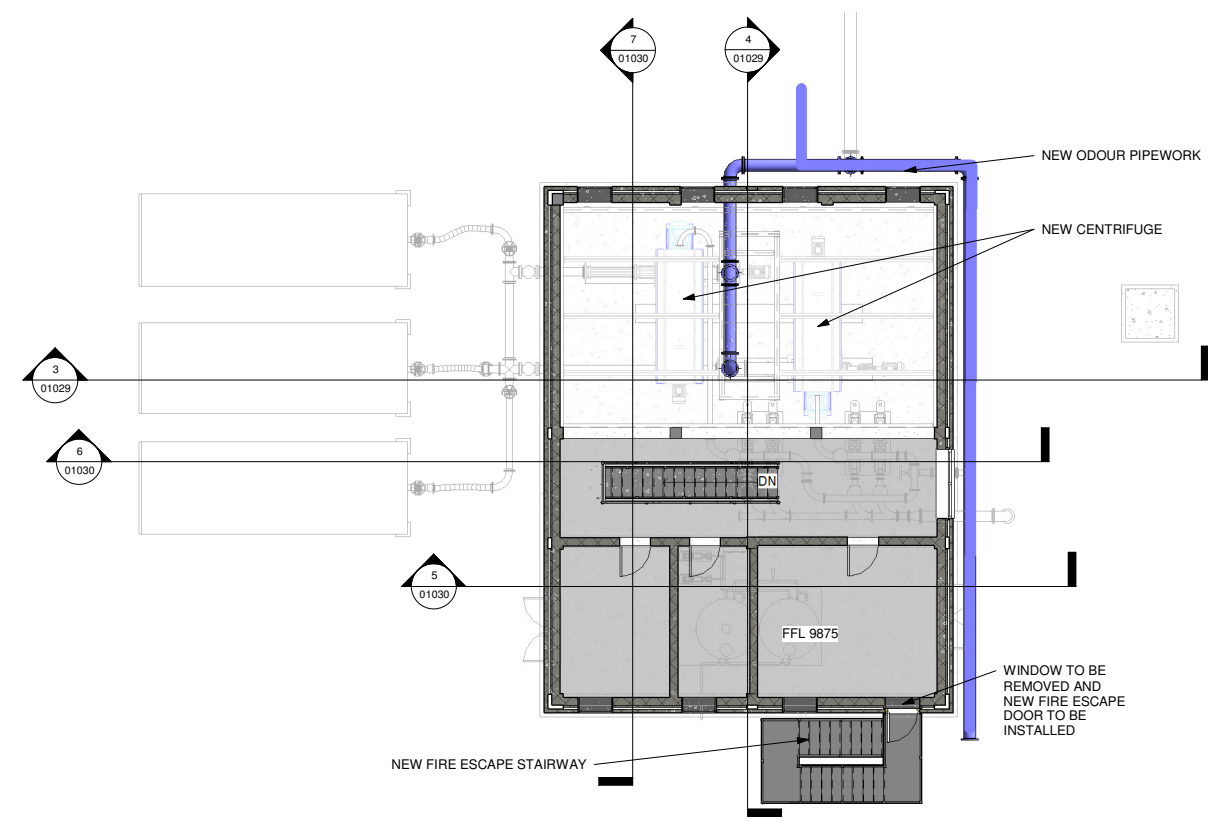
ALL DIMENSIONS TO BE CHECKED ON SITE.

ALL MATERIALS AND WORKMANSHIP TO BE IN ACCORDANCE WITH ENGINEERS SPECIFICATION.

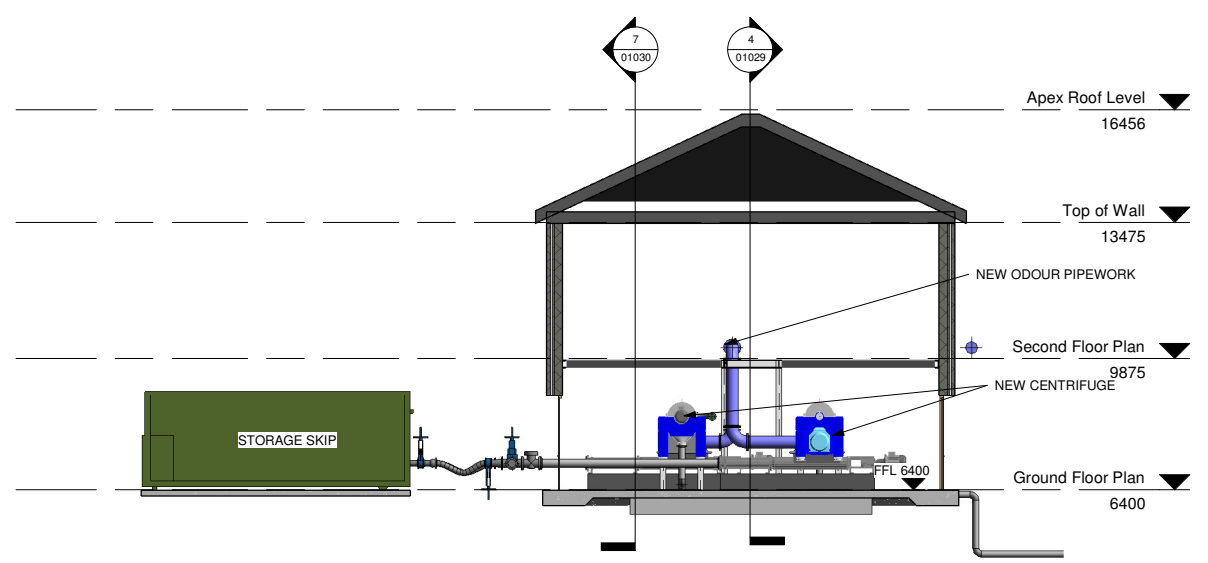
IT IS THE CONTRACTORS RESPONSIBILITY TO VERIFY ALL DIMENSIONS AND LEVELS PRIOR TO COMMENCEMENT OF CONSTRUCTION.



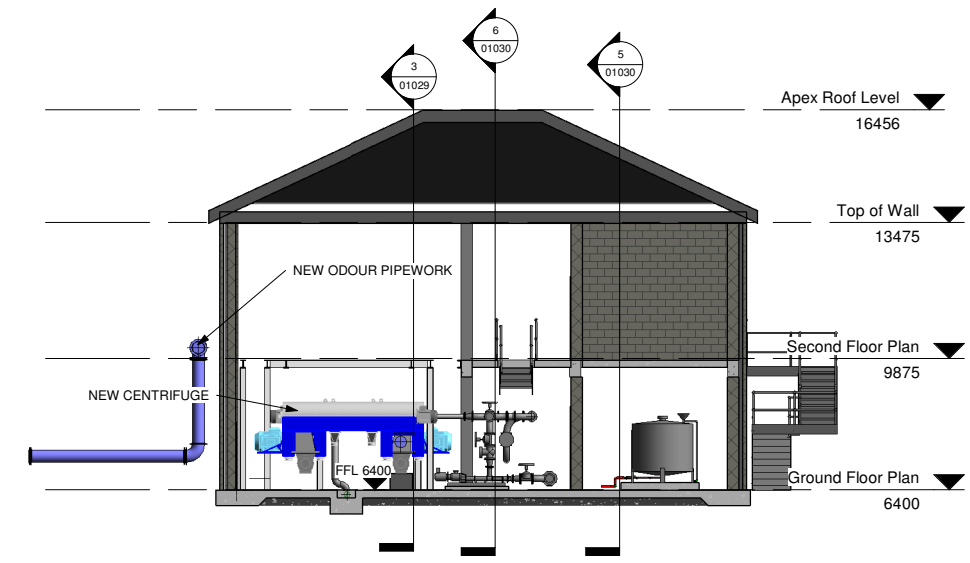
1 Ground Floor Plan
 1 : 100



2 Second Floor Plan
 1 : 100



3 Section 1
 1 : 100



4 Section 2
 1 : 100

DO NOT SCALE REDUCED COPY -A3 PRINT

C01	A1	ISSUED FOR E.I.A.R.	PJ	28-02-23
Rev:	Suit:	Revision Description	Checked:	Date:

Client:
UISCE Colvill House Tel: 1890 278 278
 EIREANN - IRISH 24-26 Talbot St Int: +353-1-707 2828
 WATER Dublin 1 email: info@water.ie
 Web: www.water.ie

Project:
CASTLETROY WASTEWATER TREATMENT PLANT

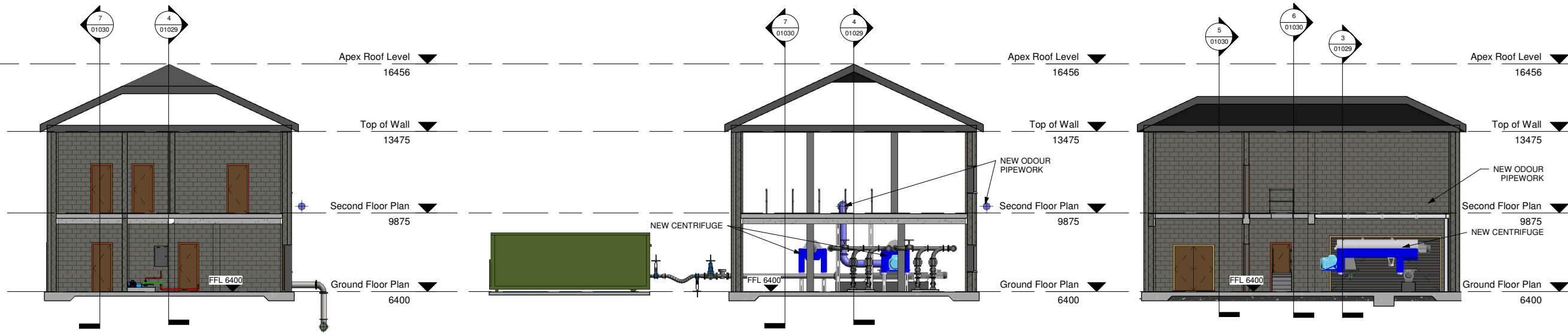
Clients Representative:
J. B. Barry and Partners Limited
 Consulting Engineers
 Classon House Tel: +353 1 485 1400
 Dundrum Business email: info@jbbarry.ie
 Park Dundrum Road web: www.jbbarry.ie
 Dublin 14

Drawn By:	LHA	Date:	06/12/22
Checked By:	PH	Date:	06/12/22
Approved by:	PJ	Date:	06/12/22
Internal Project No.	20701-JBB-00-XX-DR-Z	Stage	E.I.A.R.

Drawing Title:
MODIFICATIONS TO EXISTING DEWATERING HOUSE PLAN LAYOUTS AND SECTIONS

Scales:	1 : 100
Drawing No:	20701-JBB-00-XX-DR-Z
Sheet No:	01029
Revision:	C01
Suitability:	

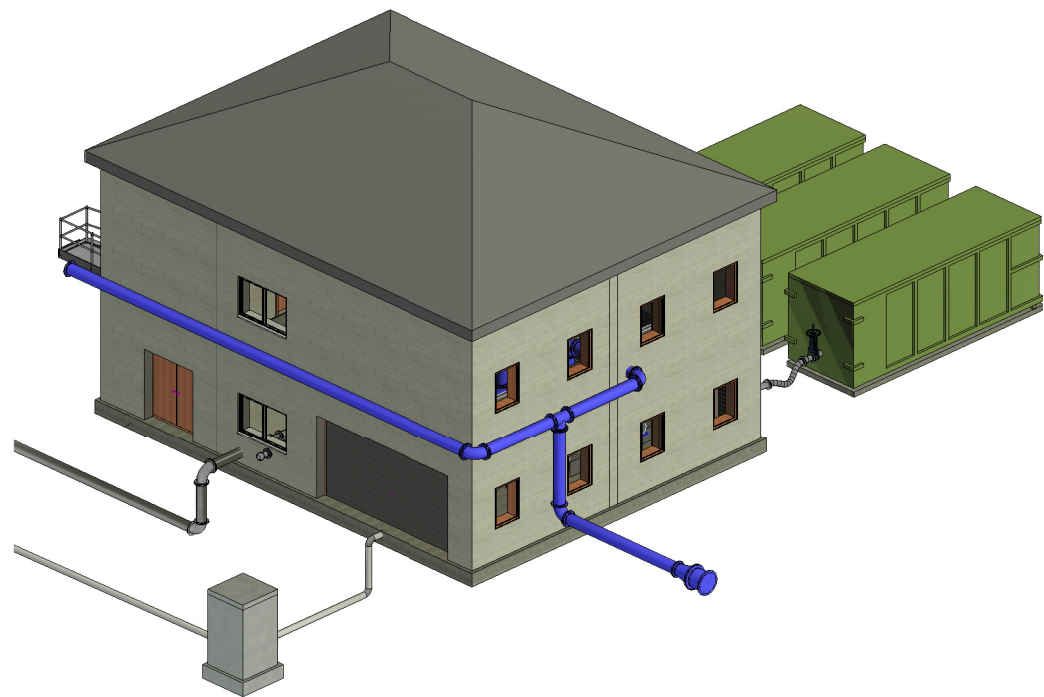
0:20 Project: 20701 - Castletroy WWTp - Glabe 2-4000/WP/Dwg/E.I.A.R. Drawings March 2023/20701-JBB-00-XX-DR-Z-01029-01030-Existing Sludge Dewatering Plant House.rvt



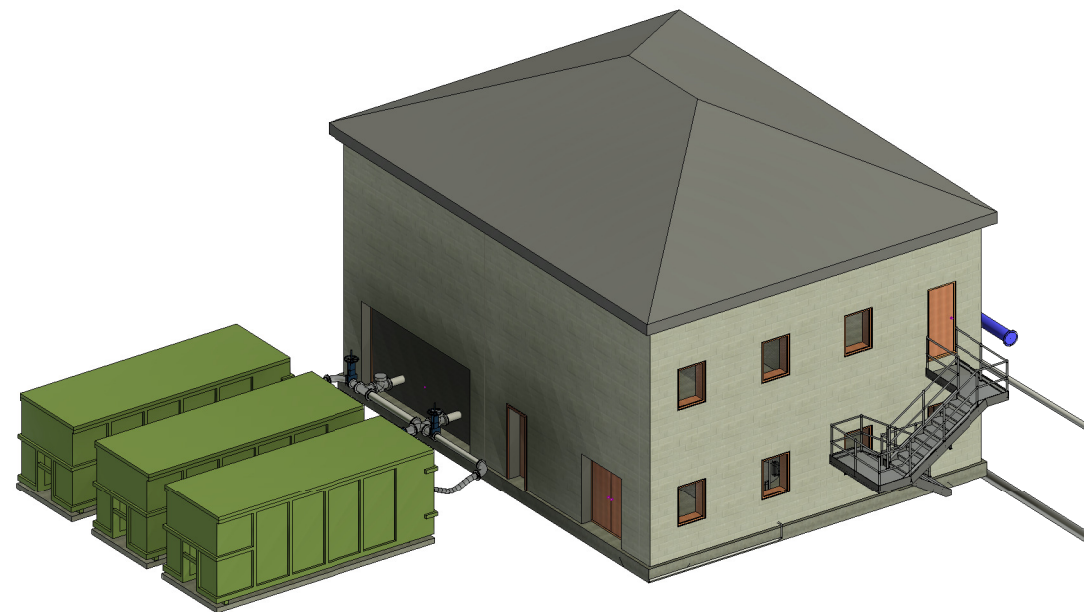
5 Section 3
1 : 100

6 Section 4
1 : 100

7 Section 5
1 : 100



8 3D VIEW-1 Dewatering Building



9 3D VIEW-2 Dewatering Building

Copyright
This drawing and any design here on is the copyright of the Consultants and must not be reproduced without their written consent. All drawings remain the property of the Consultants.

THIS DRAWING TO BE READ IN CONJUNCTION WITH ALL RELEVANT ARCHITECTS AND ENGINEERS DRAWINGS.

FIGURED DIMENSIONS ONLY TO BE TAKEN FROM THIS DRAWING.

ALL LEVELS ARE IN METRES AND RELATE TO DATUM AT MALIN HEAD.

THIS DRAWING IS REPRODUCED FROM DIGITAL MAPS:
O.S. MAPS - Scale 1:2,500
O.S. MAPS - Scale 1:1,000
DISCOVERY SERIES - Scale 1:50,000

ALL MAPS ARE REFERENCED TO IRISH NATIONAL GRID (I.T.M.)

REPRODUCED FROM THE ORDNANCE SURVEY OF IRELAND BY PERMISSION OF THE GOVERNMENT. LICENSE NO. 3-3-34.

THIS DRAWING IS A COPY OF AN ELECTRONIC FILE AND IS COPYRIGHT.

ALL DIMENSIONS TO BE CHECKED ON SITE.

ALL MATERIALS AND WORKMANSHIP TO BE IN ACCORDANCE WITH ENGINEERS SPECIFICATION.

IT IS THE CONTRACTORS RESPONSIBILITY TO VERIFY ALL DIMENSIONS AND LEVELS PRIOR TO COMMENCEMENT OF CONSTRUCTION.

Rev.	Suit.	Issued For EIA/AR	Revision Description	Checked:	Date:
C01	A1	ISSUED FOR EIA/AR		PJ	28-02-23

Client:

UISCE
EIREANN - IRISH WATER

Colvill House
24-26 Talbot St
Dublin 1

Tel: 1890 278 278
Int: +353-1-707 2828
email: info@water.ie
Web: www.water.ie

Project:

CASTLETROY WASTEWATER TREATMENT PLANT

Clients Representative:

J. B. Barry and Partners Limited
Consulting Engineers

Classon House
Dundrum Business
Park Dundrum Road
Dublin 14

Tel: +353 1 485 1400
email: info@jbbarry.ie
web: www.jbbarry.ie

Drawn By:	LHA	Date:	06/12/22
Checked By:	PH	Date:	06/12/22
Approved by:	PJ	Date:	06/12/22
Internal Project No.	20701-JBB-00-XX-DR-Z	Stage	EIA/AR

Drawing Title:

MODIFICATIONS TO EXISTING DEWATERING HOUSE-SECTIONS AND 3D VIEW

Scales:

1 : 100

Drawing No:	20701-JBB-00-XX-DR-Z	01030	Revision:	C01	Suitability:	
-------------	----------------------	-------	-----------	-----	--------------	--

DO NOT SCALE REDUCED COPY -A3 PRINT

O:20 Projects\20701 - Castletroy WWTp (Glabe 2-4000)WP\DWG\EIA/AR Drawings\March 2023\20701-JBB-00-XX-DR-Z-01030-Existing Sludge Dewatering Plant House.rvt

Copyright
 This drawing and any design here on is the copyright of the Consultants and must not be reproduced without their written consent. All drawings remain the property of the Consultants.

THIS DRAWING TO BE READ IN CONJUNCTION WITH ALL RELEVANT ARCHITECTS AND ENGINEERS DRAWINGS.

FIGURED DIMENSIONS ONLY TO BE TAKEN FROM THIS DRAWING.

ALL LEVELS ARE IN METRES AND RELATE TO DATUM AT MALIN HEAD.

THIS DRAWING IS REPRODUCED FROM DIGITAL MAPS:
 O.S. MAPS - Scale 1:2,500
 O.S. MAPS - Scale 1:1,000
 DISCOVERY SERIES - Scale 1:50,000

ALL MAPS ARE REFERENCED TO IRISH NATIONAL GRID (I.T.M.)

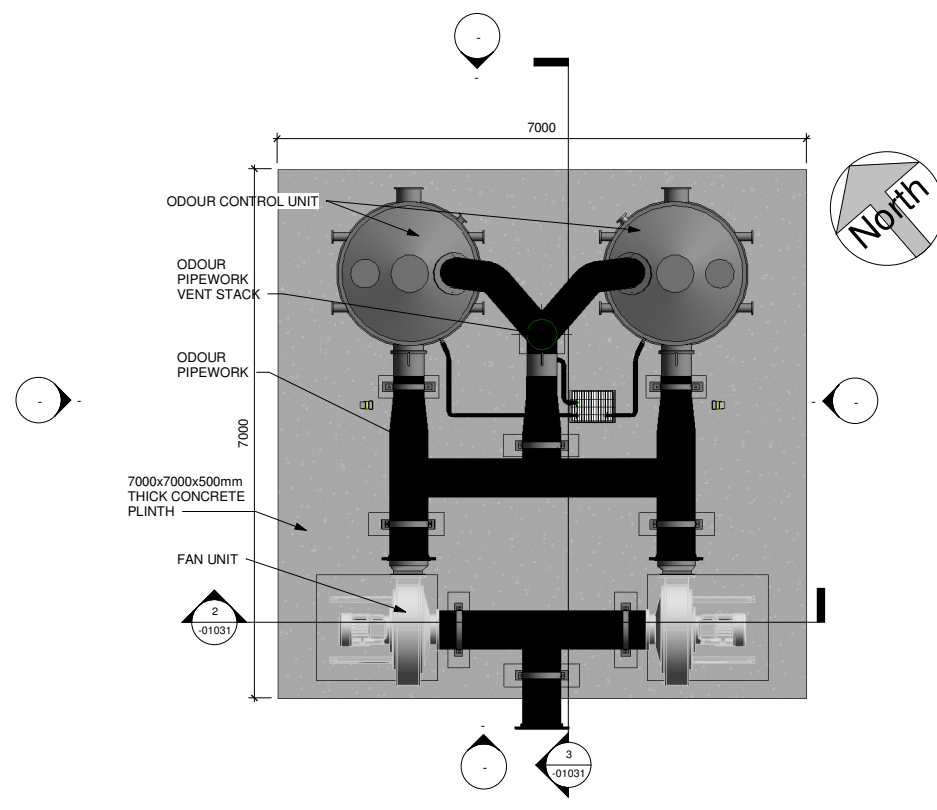
REPRODUCED FROM THE ORDNANCE SURVEY OF IRELAND BY PERMISSION OF THE GOVERNMENT. LICENSE NO. 3-3-34.

THIS DRAWING IS A COPY OF AN ELECTRONIC FILE AND IS COPYRIGHT.

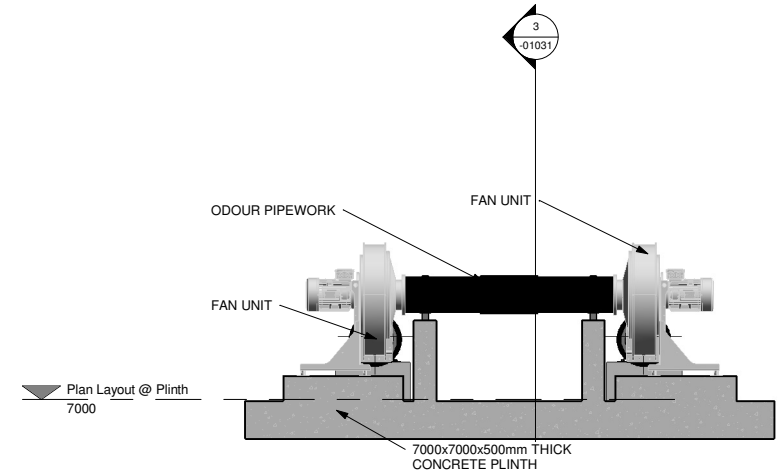
ALL DIMENSIONS TO BE CHECKED ON SITE.

ALL MATERIALS AND WORKMANSHIP TO BE IN ACCORDANCE WITH ENGINEERS SPECIFICATION.

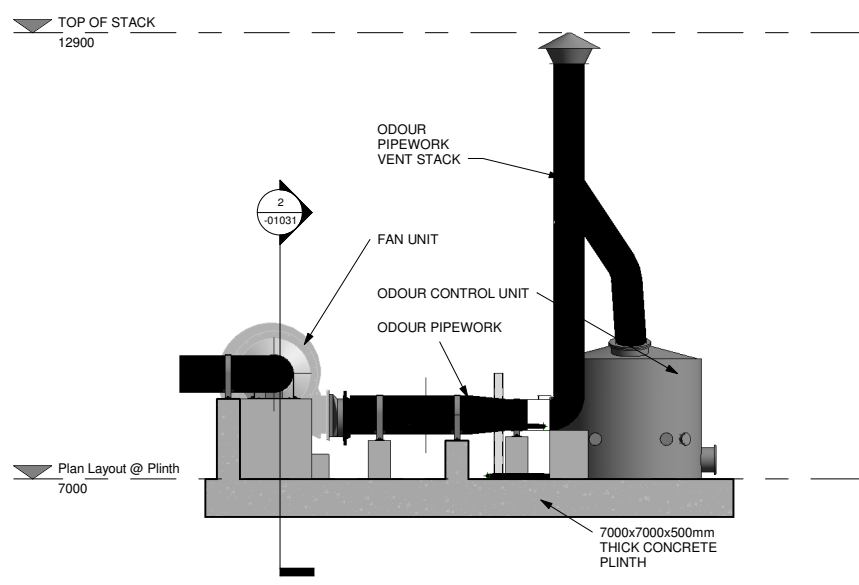
IT IS THE CONTRACTORS RESPONSIBILITY TO VERIFY ALL DIMENSIONS AND LEVELS PRIOR TO COMMENCEMENT OF CONSTRUCTION.



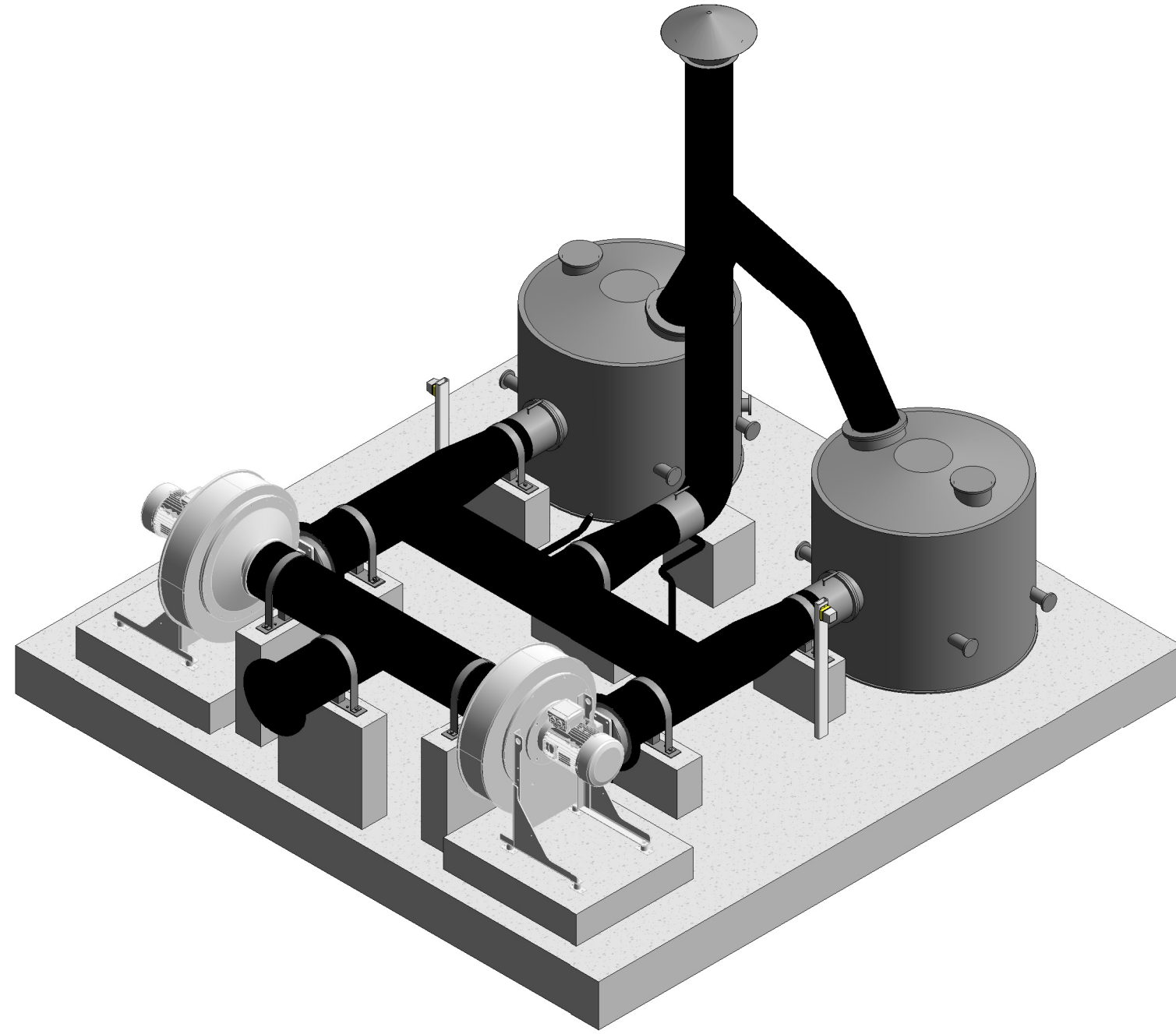
1 Plan Layout @ Plinth
 1 : 50



2 Section 1
 1 : 50



3 Section 2
 1 : 50



4 3D View of OCU No-1
 1 : 50

DO NOT SCALE REDUCED COPY -A3 PRINT

C01	A1	ISSUED FOR EIAIR	PJ	28-02-23
Rev:	Suit:	Revision Description	Checked:	Date:

Client:
UISCE
 EIREANN - IRISH WATER
 Colvill House
 24-26 Talbot St
 Dublin 1
 Tel: 1890 278 278
 Int: +353-1-707 2828
 email: info@water.ie
 Web: www.water.ie

Project:
CASTLETROY WASTEWATER TREATMENT PLANT

Clients Representative:
J. B. Barry and Partners Limited
 Consulting Engineers
 Classon House
 Dundrum Business
 Park Dundrum Road
 Dublin 14
 Tel: +353 1 485 1400
 email: info@jbarry.ie
 web: www.jbarry.ie

Drawn By:	LHA	Date:	06/12/22
Checked By:	PH	Date:	06/12/22
Approved by:	PJ	Date:	06/12/22
Internal Project No.	20701-JBB-00-XX-DR-Z	Stage	EIAIR

Drawing Title:
PROPOSED ODOUR CONTROL UNIT No-1 PLAN AND SECTIONS

Scale:	1 : 50
Drawing No:	20701-JBB-00-XX-DR-Z -01031
Sheet No:	C01
Revision:	
Suitability:	

0:20 Project: 20701 - Castletroy WwTP (Stage 2 - 4,000 WPF) DWG EIAIR Drawings March 2023/20701-JBB-00-XX-DR-Z-01031 - Proposed Odour Control Unit No-1.rvt

Copyright
 This drawing and any design here on is the copyright of the Consultants and must not be reproduced without their written consent. All drawings remain the property of the Consultants.

THIS DRAWING TO BE READ IN CONJUNCTION WITH ALL RELEVANT ARCHITECTS AND ENGINEERS DRAWINGS.

FIGURED DIMENSIONS ONLY TO BE TAKEN FROM THIS DRAWING.

ALL LEVELS ARE IN METRES AND RELATE TO DATUM AT MALIN HEAD.

THIS DRAWING IS REPRODUCED FROM DIGITAL MAPS:
 O.S. MAPS - Scale 1:2,500
 O.S. MAPS - Scale 1:1,000
 DISCOVERY SERIES - Scale 1:50,000

ALL MAPS ARE REFERENCED TO IRISH NATIONAL GRID (I.T.M.)

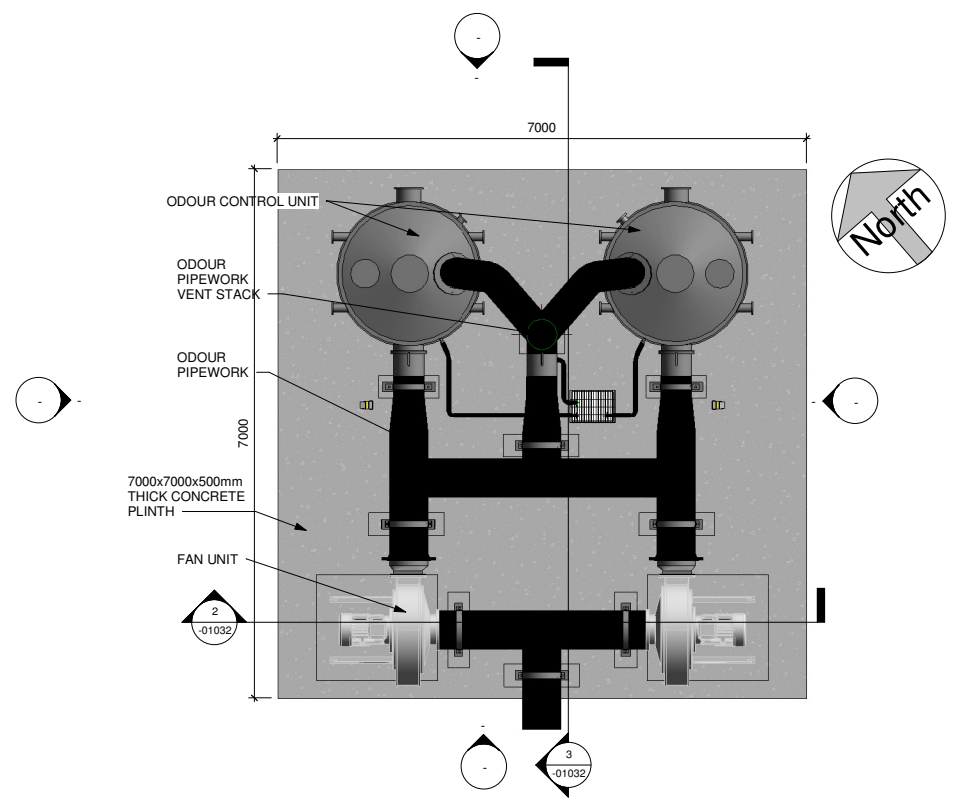
REPRODUCED FROM THE ORDNANCE SURVEY OF IRELAND BY PERMISSION OF THE GOVERNMENT. LICENSE NO. 3-3-34.

THIS DRAWING IS A COPY OF AN ELECTRONIC FILE AND IS COPYRIGHT.

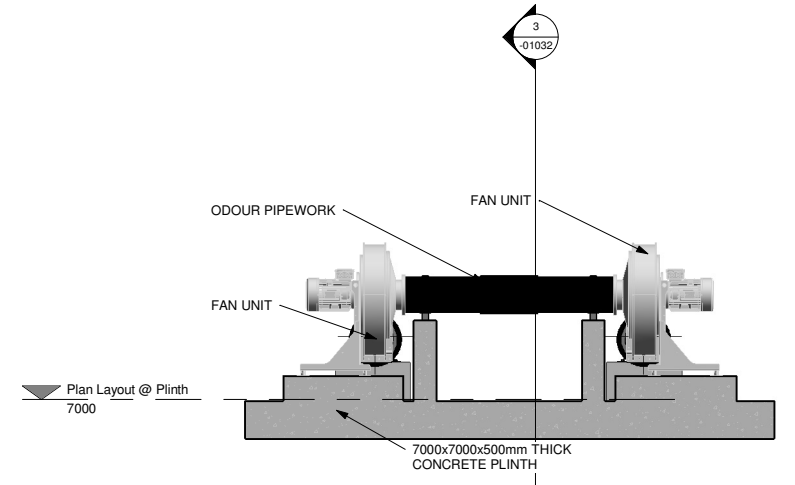
ALL DIMENSIONS TO BE CHECKED ON SITE.

ALL MATERIALS AND WORKMANSHIP TO BE IN ACCORDANCE WITH ENGINEERS SPECIFICATION.

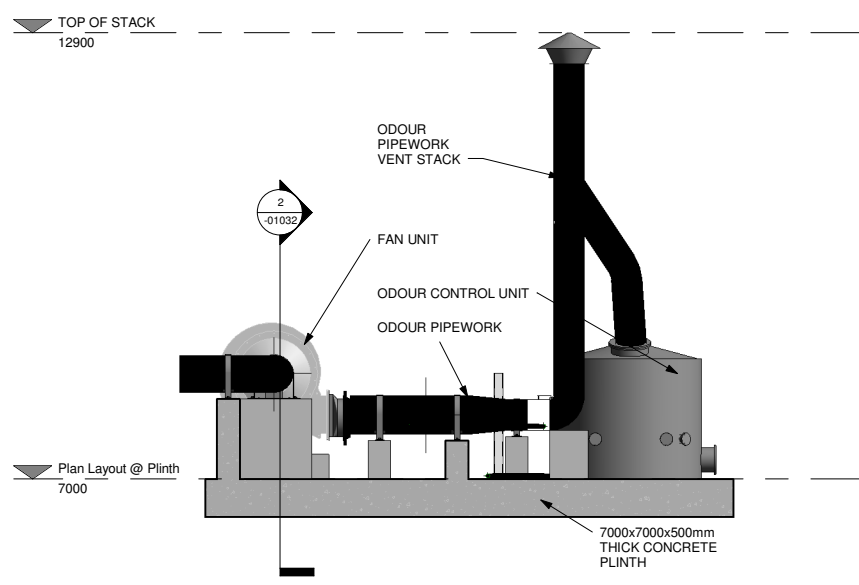
IT IS THE CONTRACTORS RESPONSIBILITY TO VERIFY ALL DIMENSIONS AND LEVELS PRIOR TO COMMENCEMENT OF CONSTRUCTION.



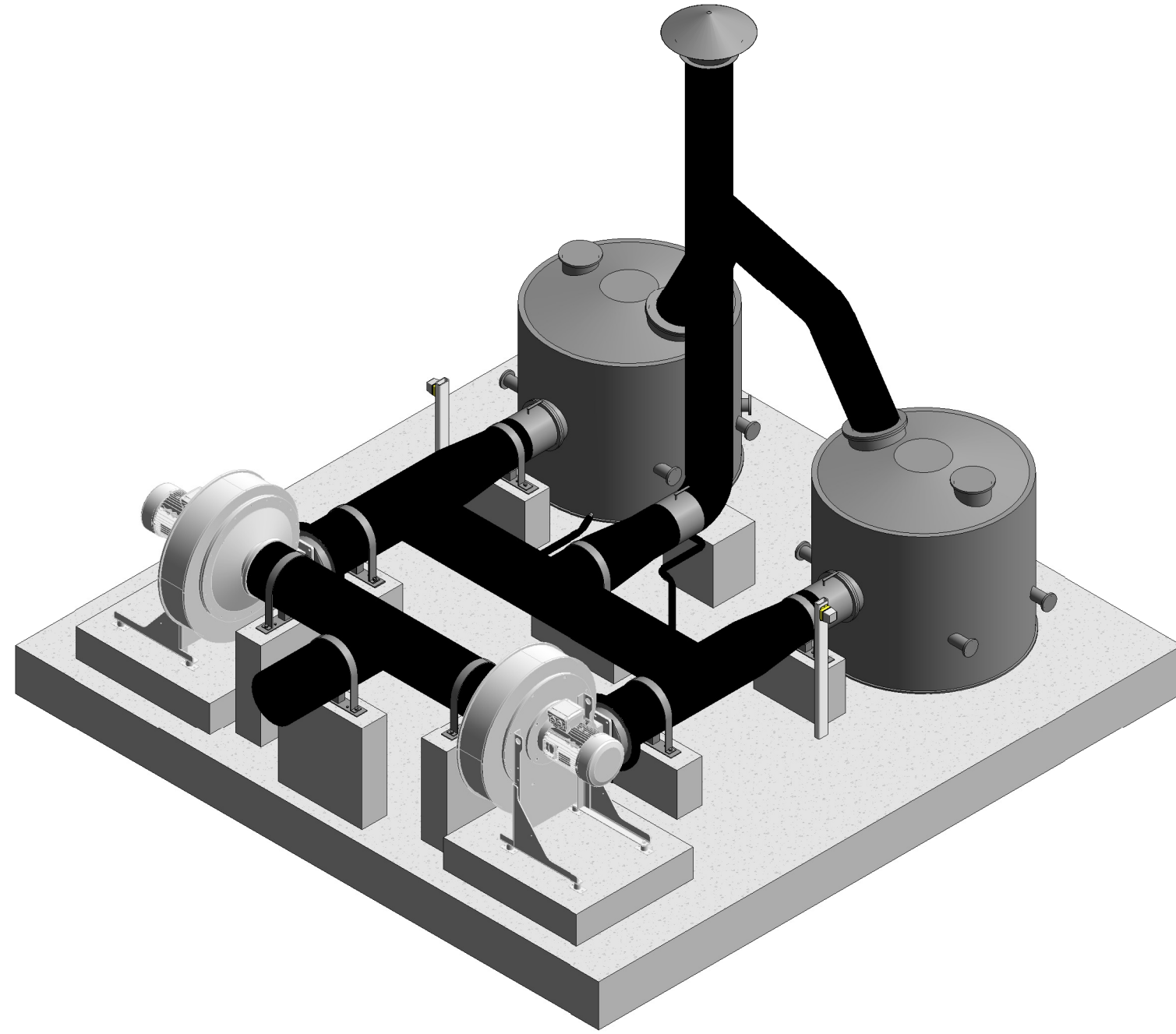
1 Plan Layout @ Plinth
 1 : 50



2 Section 1
 1 : 50



3 Section 2
 1 : 50



4 3D View of OCU No-2

DO NOT SCALE REDUCED COPY -A3 PRINT

C01	A1	ISSUED FOR EIAIR	PJ	28-02-23
Rev:	Suit:	Revision Description	Checked:	Date:

Client:
UISCE EIREANN / IRISH WATER
 Colvill House
 24-26 Talbot St
 Dublin 1
 Tel: 1890 278 278
 Int: +353-1-707 2828
 email: info@water.ie
 Web: www.water.ie

Project:
CASTLETROY WASTEWATER TREATMENT PLANT

Clients Representative:
J. B. Barry and Partners Limited
 Consulting Engineers
 Classon House
 Dundrum Business Park
 Dundrum Road
 Dublin 14
 Tel: +353 1 485 1400
 email: info@jbbarry.ie
 web: www.jbbarry.ie

Drawn By:	LHA	Date:	06/12/22
Checked By:	PH	Date:	06/12/22
Approved by:	PJ	Date:	06/12/22
Internal Project No.	20701-JBB-00-XX-DR-Z	Stage	EIAIR

Drawing Title:
PROPOSED ODOUR CONTROL UNIT No-2 PLAN AND SECTIONS

Scales:
 1 : 50

Drawing No:	Sheet No:	Revision:	Suitability:
20701-JBB-00-XX-DR-Z	-01032	C01	

O:20 Project:20701 - Castletroy WwTP (Scale 2:400) WP:DWG EIAIR Drawing:March 2023:20701-JBB-00-XX-DR-Z-01032-Proposed Odour Control Unit No-2.rvt

Copyright
 This drawing and any design here on is the copyright of the Consultants and must not be reproduced without their written consent. All drawings remain the property of the Consultants.

THIS DRAWING TO BE READ IN CONJUNCTION WITH ALL RELEVANT ARCHITECTS AND ENGINEERS DRAWINGS.

FIGURED DIMENSIONS ONLY TO BE TAKEN FROM THIS DRAWING.

ALL LEVELS ARE IN METRES AND RELATE TO DATUM AT MALIN HEAD.

THIS DRAWING IS REPRODUCED FROM DIGITAL MAPS:
 O.S. MAPS - Scale 1:2,500
 O.S. MAPS - Scale 1:1,000
 DISCOVERY SERIES - Scale 1:50,000

ALL MAPS ARE REFERENCED TO IRISH NATIONAL GRID (I.T.M.)

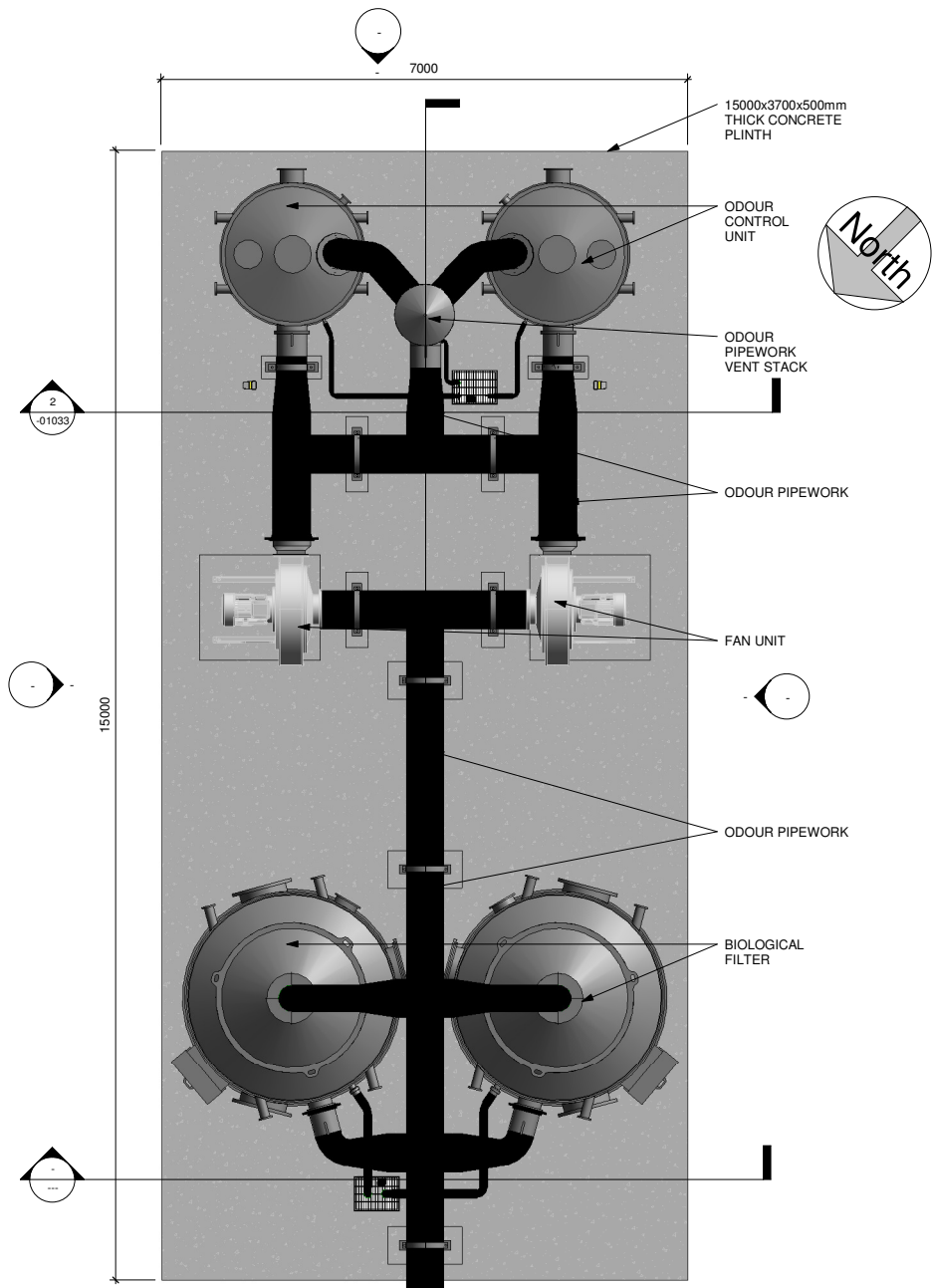
REPRODUCED FROM THE ORDNANCE SURVEY OF IRELAND BY PERMISSION OF THE GOVERNMENT. LICENSE NO. 3-3-34.

THIS DRAWING IS A COPY OF AN ELECTRONIC FILE AND IS COPYRIGHT.

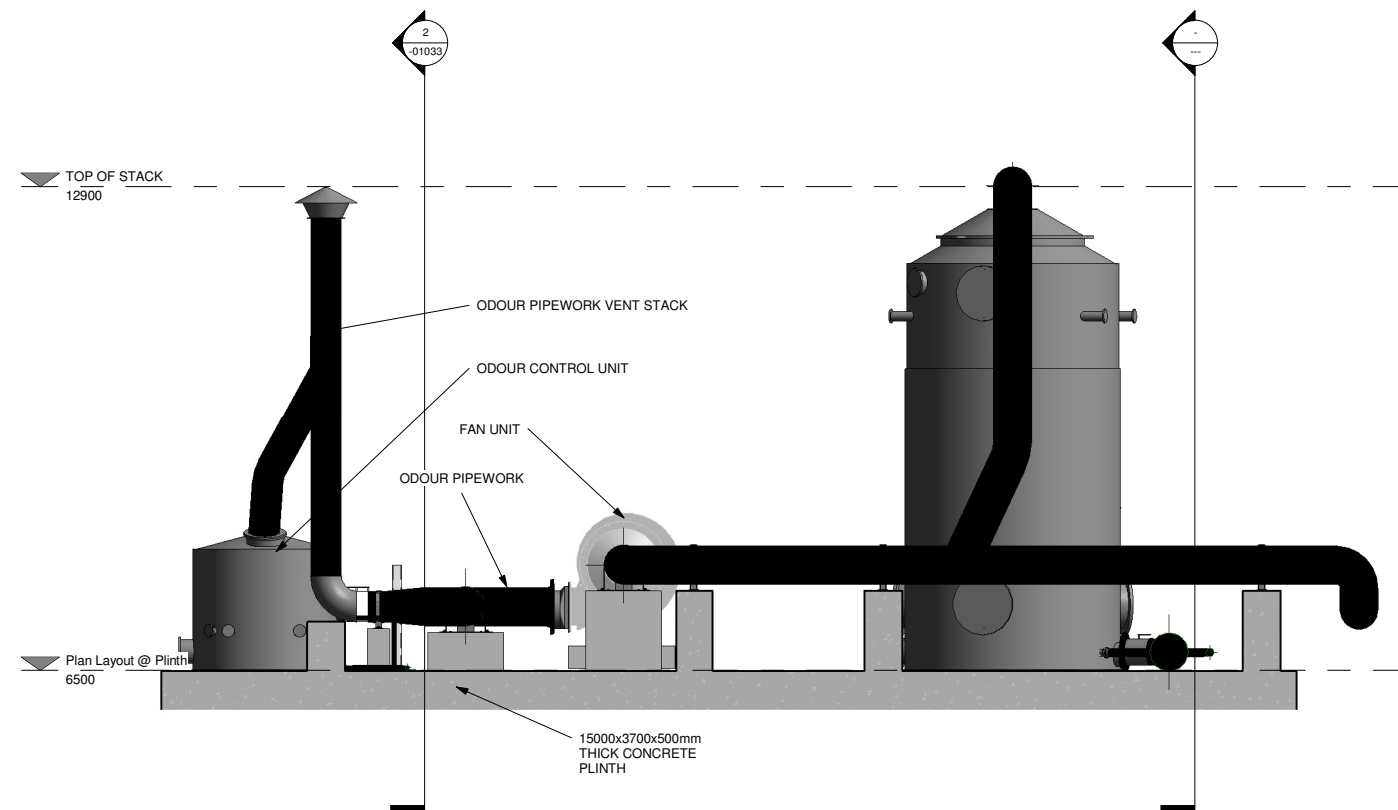
ALL DIMENSIONS TO BE CHECKED ON SITE.

ALL MATERIALS AND WORKMANSHIP TO BE IN ACCORDANCE WITH ENGINEERS SPECIFICATION.

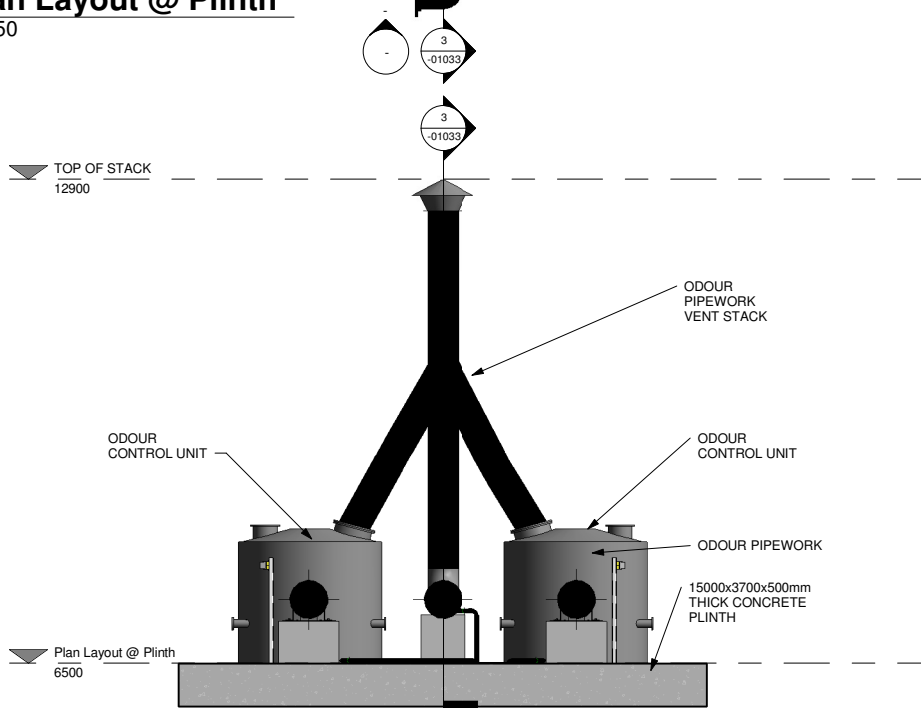
IT IS THE CONTRACTORS RESPONSIBILITY TO VERIFY ALL DIMENSIONS AND LEVELS PRIOR TO COMMENCEMENT OF CONSTRUCTION.



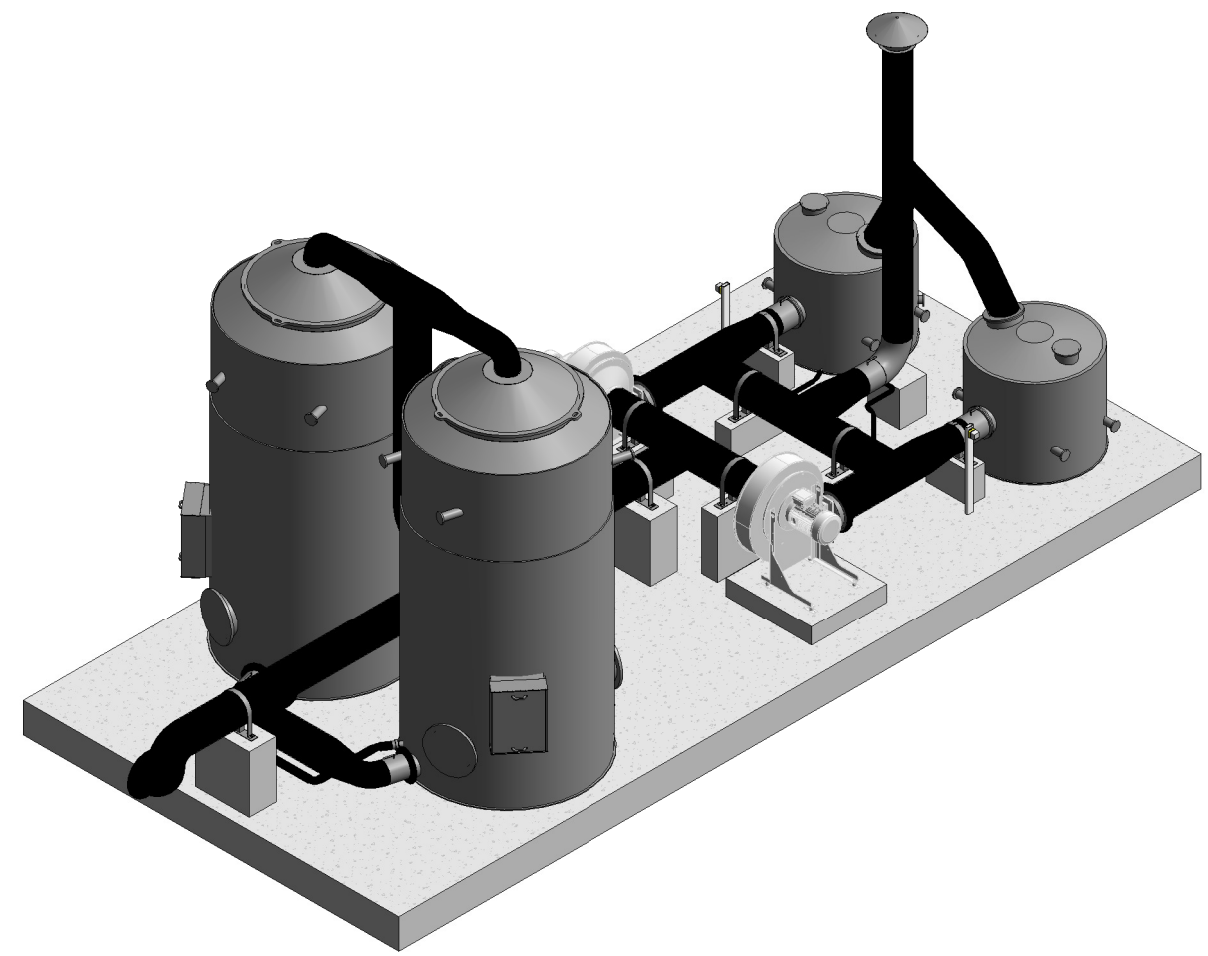
1 Plan Layout @ Plinth
 1 : 50



3 Section 2
 1 : 50



2 Section 1
 1 : 50



4 3D View of OCU No-3

DO NOT SCALE REDUCED COPY -A3 PRINT

C01	A1	ISSUED FOR EIAIR	PJ	28-02-23
Rev:	Suit:	Revision Description	Checked:	Date:

Client:
UISCE EIREANN / IRISH WATER
 Colvill House
 24-26 Talbot St
 Dublin 1
 Tel: 1890 278 278
 Int: +353-1-707 2828
 email: info@water.ie
 Web: www.water.ie

Project:
CASTLETROY WASTEWATER TREATMENT PLANT

Clients Representative:
J. B. Barry and Partners Limited
 Consulting Engineers
 Classon House
 Dundrum Business Park
 Dundrum Road
 Dublin 14
 Tel: +353 1 485 1400
 email: info@jbbarry.ie
 web: www.jbbarry.ie

Drawn By:	LHA	Date:	06/12/22
Checked By:	PH	Date:	06/12/22
Approved by:	PJ	Date:	06/12/22
Internal Project No.	20701-JBB-00-XX-DR-Z	Stage	EIAIR

Drawing Title:
PROPOSED ODOUR CONTROL UNIT No-3 PLAN AND SECTIONS

Scale:	1 : 50
Drawing No:	20701-JBB-00-XX-DR-Z -01033
Sheet No:	C01
Revision:	
Suitability:	

0:20 Project:20701 - Castletroy WWTTP (Scale 2:400) WWP DWG EIAIR Drawings March 2023/20701-JBB-00-XX-DR-Z-01033-Proposed Odour Control Unit No-3.rvt

Copyright
 This drawing and any design here on is the copyright of the Consultants and must not be reproduced without their written consent. All drawings remain the property of the Consultants.

THIS DRAWING TO BE READ IN CONJUNCTION WITH ALL RELEVANT ARCHITECTS AND ENGINEERS DRAWINGS.

FIGURED DIMENSIONS ONLY TO BE TAKEN FROM THIS DRAWING.

ALL LEVELS ARE IN METRES AND RELATE TO DATUM AT MALIN HEAD.

THIS DRAWING IS REPRODUCED FROM DIGITAL MAPS:
 O.S. MAPS - Scale 1:2,500
 O.S. MAPS - Scale 1:1,000
 DISCOVERY SERIES - Scale 1:50,000

ALL MAPS ARE REFERENCED TO IRISH NATIONAL GRID (I.T.M.)

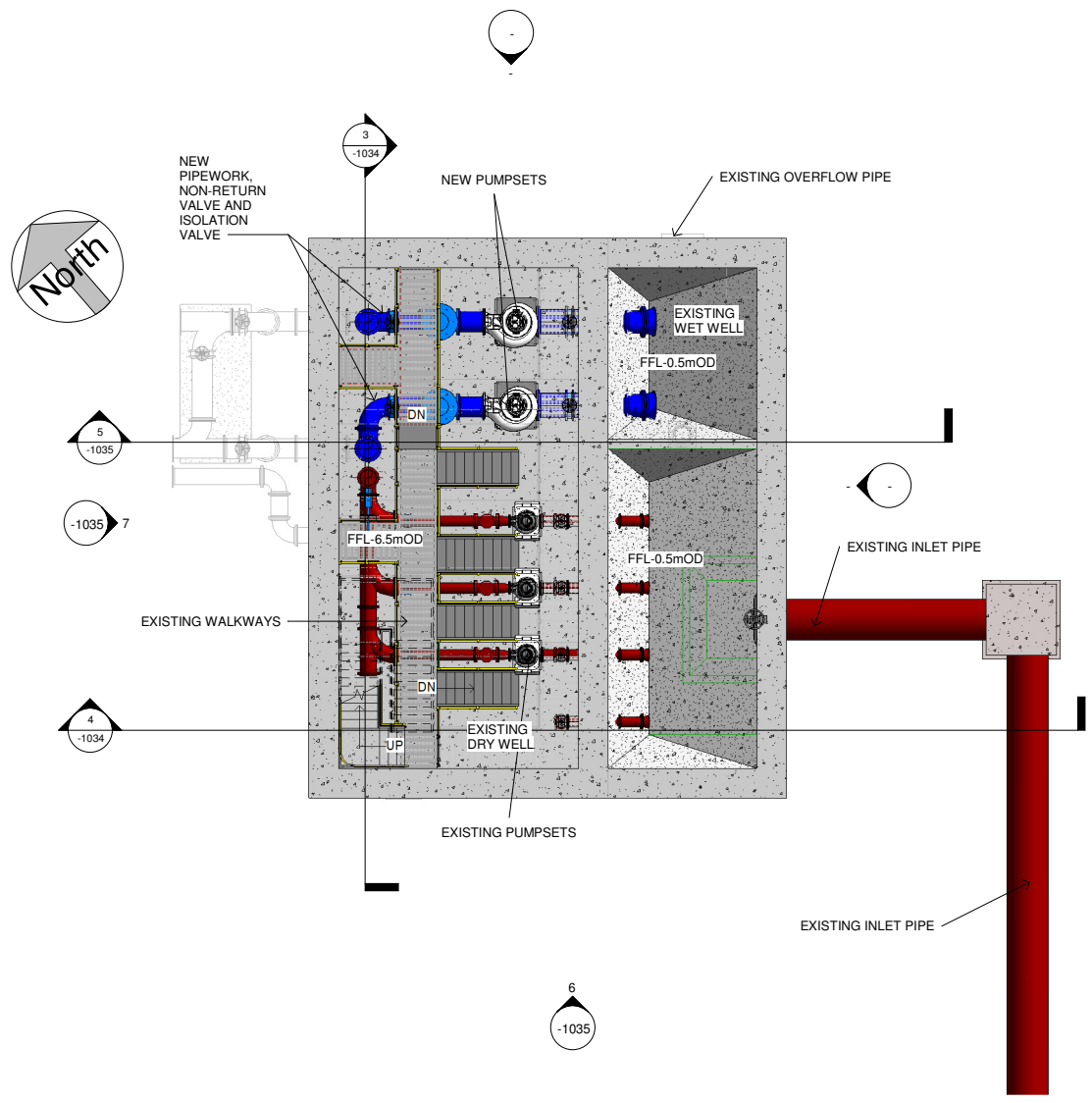
REPRODUCED FROM THE ORDNANCE SURVEY OF IRELAND BY PERMISSION OF THE GOVERNMENT. LICENSE NO. 3-3-34.

THIS DRAWING IS A COPY OF AN ELECTRONIC FILE AND IS COPYRIGHT.

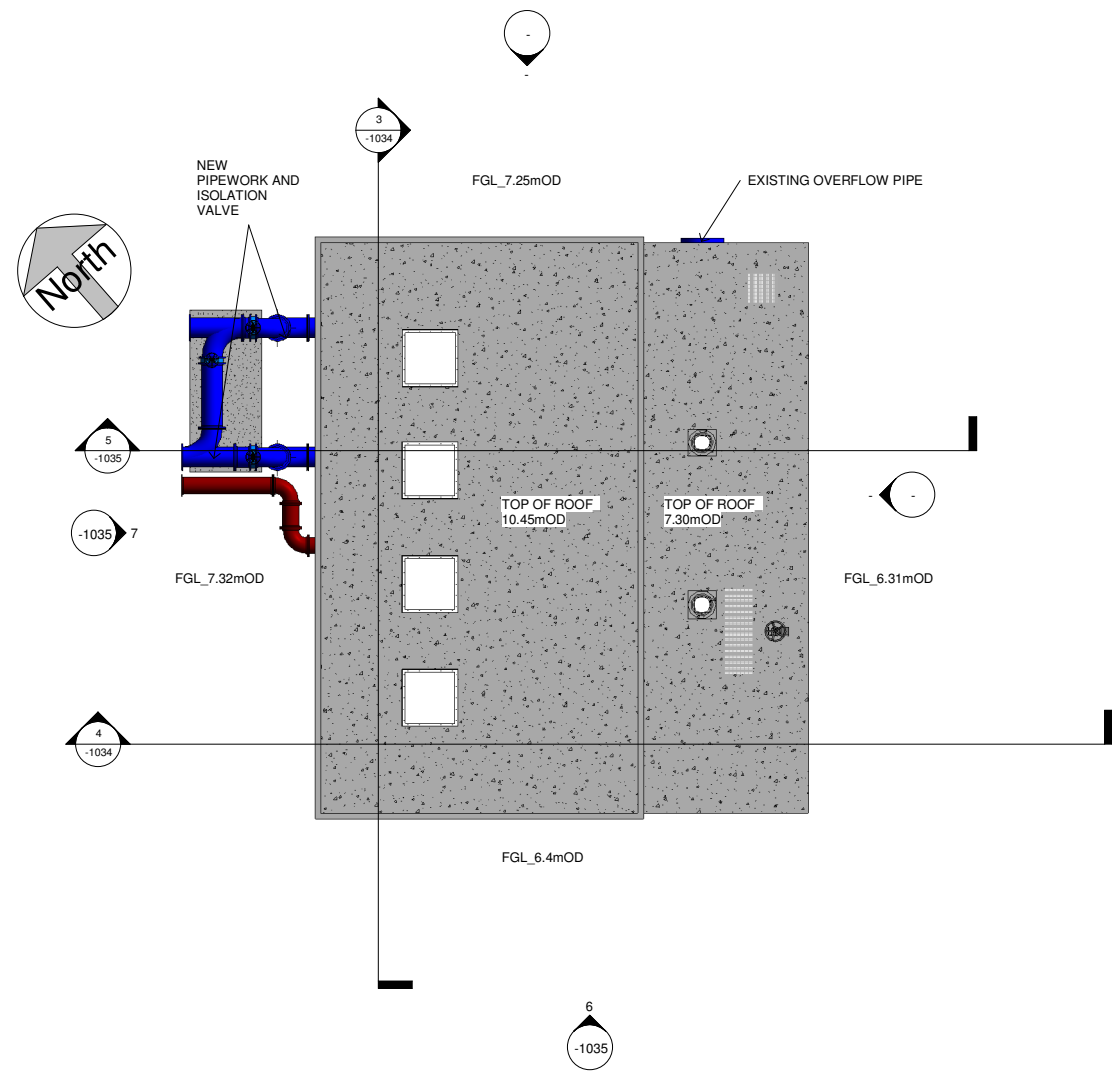
ALL DIMENSIONS TO BE CHECKED ON SITE.

ALL MATERIALS AND WORKMANSHIP TO BE IN ACCORDANCE WITH ENGINEERS SPECIFICATION.

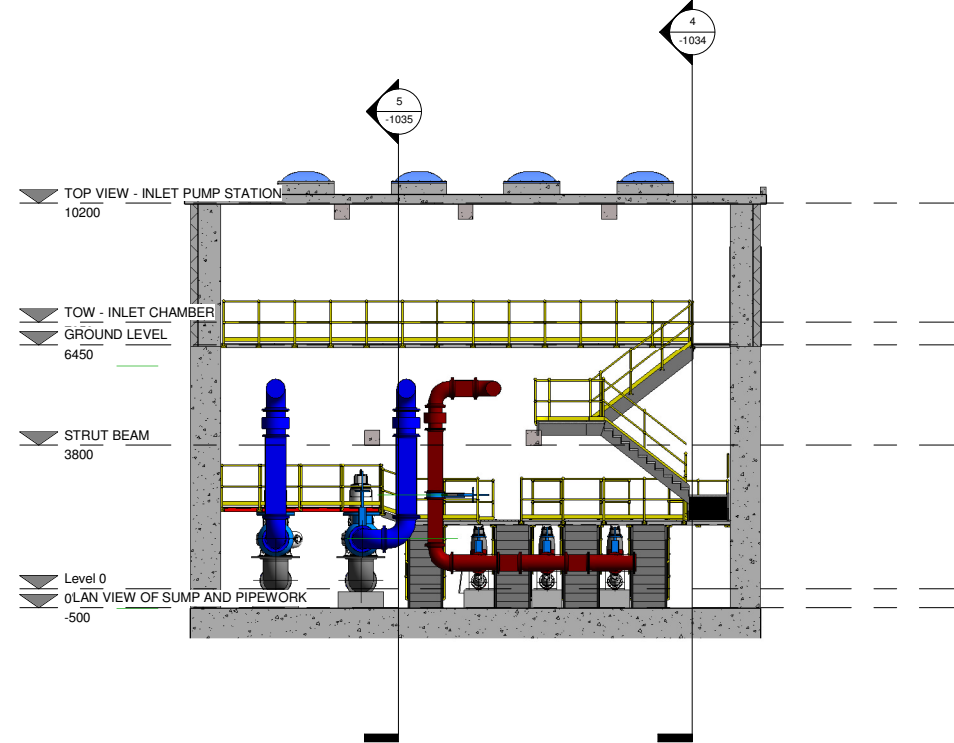
IT IS THE CONTRACTORS RESPONSIBILITY TO VERIFY ALL DIMENSIONS AND LEVELS PRIOR TO COMMENCEMENT OF CONSTRUCTION.



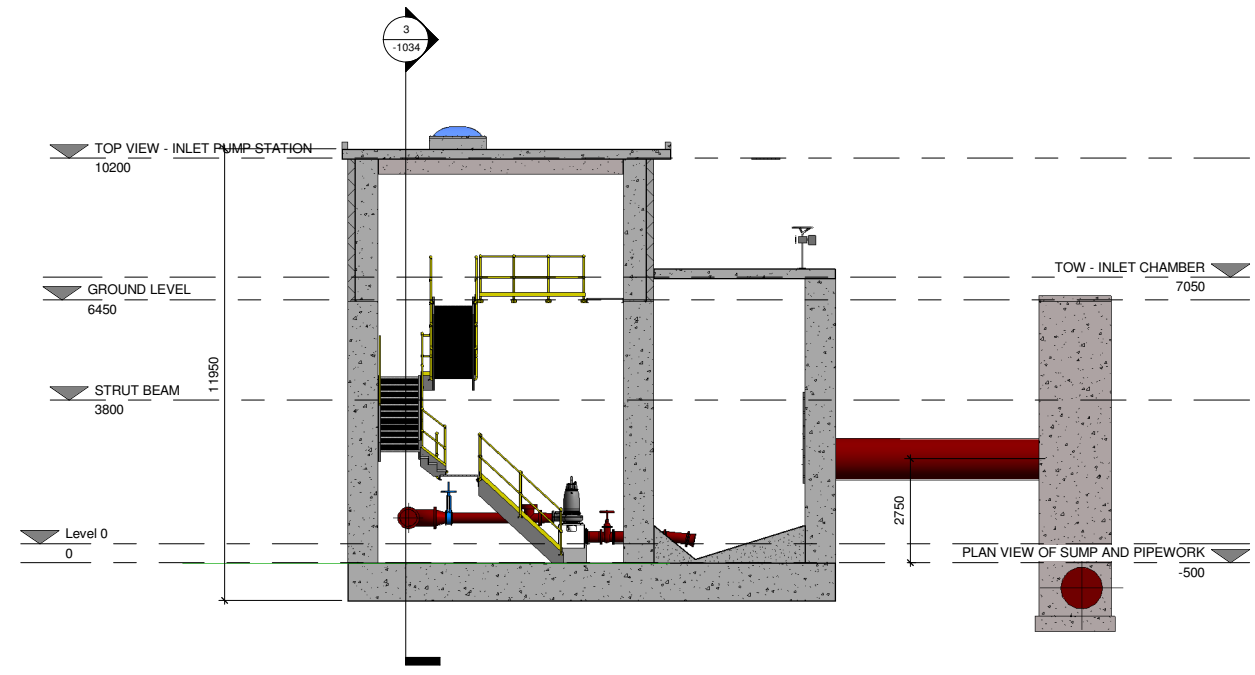
1 PLAN VIEW OF SUMP AND PIPEWORK
 1 : 100



2 TOP VIEW - INLET PUMP STATION
 1 : 100



3 Section 1
 1 : 100



4 Section 2
 1 : 100

DO NOT SCALE REDUCED COPY -A3 PRINT

Rev.	Suit.	Revision Description	Checked:	Date:
C01	A1	ISSUED FOR E.I.A.R	PJ	28-02-23

Client:
UISCE EIREANN - IRISH WATER
 Colville House
 24-26 Talbot St
 Dublin 1
 Tel: 1890 278 278
 Int: +353 1 707 2828
 email: info@water.ie
 Web: www.water.ie

Project:
CASTLETROY WASTEWATER TREATMENT PLANT

Clients Representative:
J. B. Barry and Partners Limited
 Consulting Engineers
 Classon House
 Dundrum Business Park
 Dundrum Road
 Dublin 14
 Tel: +353 1 485 1400
 email: info@jbbarr.ie
 web: www.jbbarr.ie

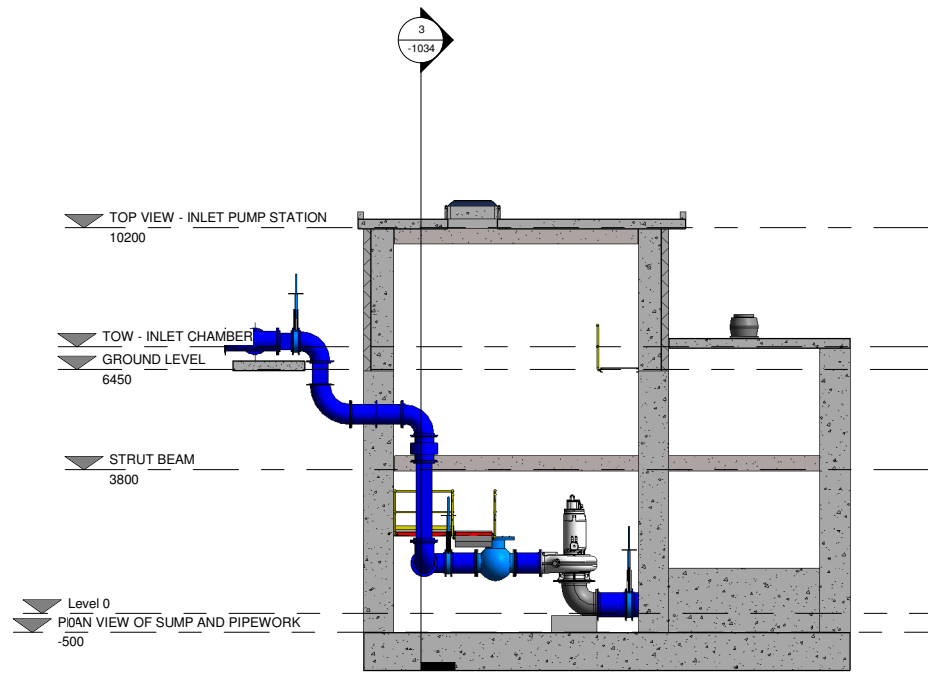
Drawn By: LHA	Date: 06/12/22
Checked By: PH	Date: 06/12/22
Approved by: PJ	Date: 06/12/22
Internal Project No. 20701-JBB-00-XX-DR-Z	Stage: E.I.A.R

Drawing Title:
MODIFICATIONS TO EXISTING RAW SEWAGE INLET PUMP STATION - PLAN AND SECTIONS

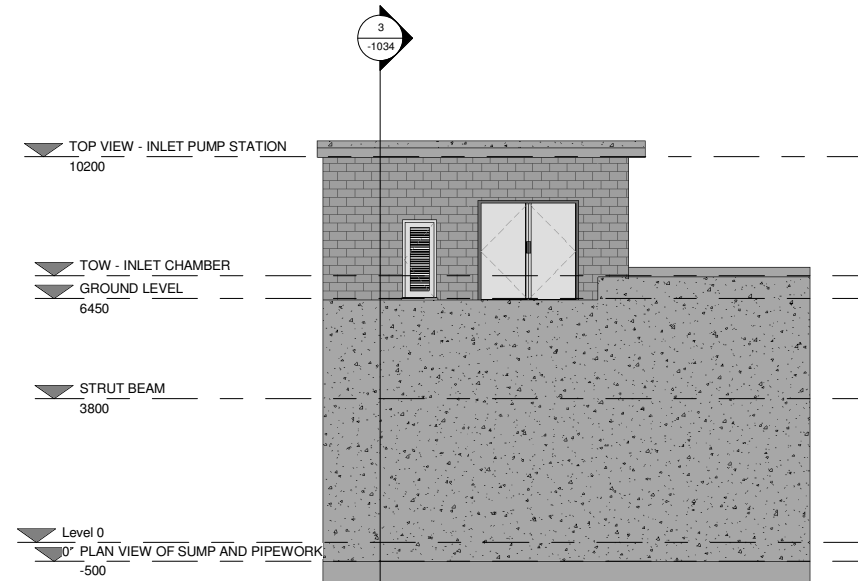
Scales: 1 : 100

Drawing No. 20701-JBB-00-XX-DR-Z	Sheet No. -1034	Revision: C01	Suitability:
----------------------------------	-----------------	---------------	--------------

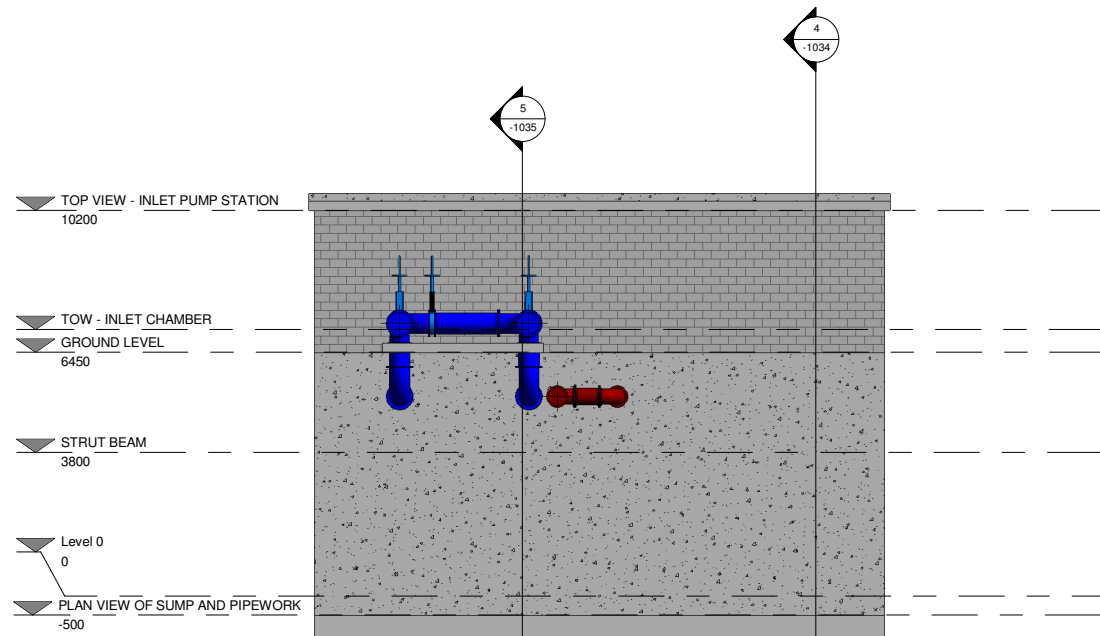
O:20 Project:20701 - Castletroy WwTP (Scale 2-4)000/WP/DR/E.I.A.R Drawings-March 2023/20701-JBB-00-XX-DR-Z-01034-01035-Modifications to Existing Raw Sewage Inlet Pump Station.vnt



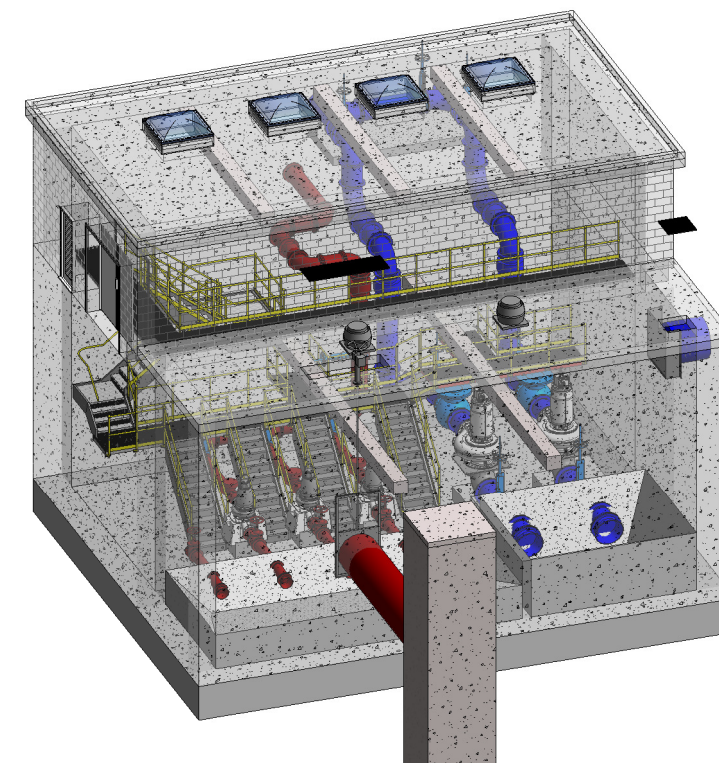
5 Section 3
1 : 100



6 South
1 : 100



7 West
1 : 100



8 3D VIEW OF PUMP STATION

Copyright
This drawing and any design here on is the copyright of the Consultants and must not be reproduced without their written consent. All drawings remain the property of the Consultants.

THIS DRAWING TO BE READ IN CONJUNCTION WITH ALL RELEVANT ARCHITECTS AND ENGINEERS DRAWINGS.

FIGURED DIMENSIONS ONLY TO BE TAKEN FROM THIS DRAWING.

ALL LEVELS ARE IN METRES AND RELATE TO DATUM AT MALIN HEAD.

THIS DRAWING IS REPRODUCED FROM DIGITAL MAPS:
O.S. MAPS - Scale 1:2,500
O.S. MAPS - Scale 1:1,000
DISCOVERY SERIES - Scale 1:50,000

ALL MAPS ARE REFERENCED TO IRISH NATIONAL GRID (I.T.M.)

REPRODUCED FROM THE ORDNANCE SURVEY OF IRELAND BY PERMISSION OF THE GOVERNMENT. LICENSE NO. 3-3-34.

THIS DRAWING IS A COPY OF AN ELECTRONIC FILE AND IS COPYRIGHT.

ALL DIMENSIONS TO BE CHECKED ON SITE.

ALL MATERIALS AND WORKMANSHIP TO BE IN ACCORDANCE WITH ENGINEERS SPECIFICATION.

IT IS THE CONTRACTORS RESPONSIBILITY TO VERIFY ALL DIMENSIONS AND LEVELS PRIOR TO COMMENCEMENT OF CONSTRUCTION.

C01	A1	ISSUED FOR E.I.A.R.	PJ	28-02-23
Rev:	Suit:	Revision Description	Checked:	Date:

Client: **UISCE** Colvill House Tel: 1890 278 278
EIREANN - IRISH 24-26 Talbot St Int: +353-1-707 2828
WATER Dublin 1 email: info@water.ie
Web: www.water.ie

Project:
CASTLETROY WASTEWATER TREATMENT PLANT

Clients Representative:
J. B. Barry and Partners Limited
Consulting Engineers
Classon House Tel: +353 1 485 1400
Dundrum Business email: info@jbbarry.ie
Park Dundrum Road web: www.jbbarry.ie
Dublin 14

Drawn By:	LHA	Date:	06/12/22
Checked By:	PH	Date:	06/12/22
Approved by:	PJ	Date:	06/12/22
Internal Project No.	20701-JBB-00-XX-DR-Z	Stage	E.I.A.R.

Drawing Title:
MODIFICATIONS TO EXISTING RAW SEWAGE INLET PUMP STATION-SECTIONS AND ELEVATIONS

Scales: 1 : 100

Drawing No:	Sheet No:	Revision:	Suitability:
20701-JBB-00-XX-DR-Z	-1035	C01	

DO NOT SCALE REDUCED COPY -A3 PRINT

O:20 Project:20701 - Castletroy WWTTP (Scale 2-4)000/WP/Draw/E.I.A.R Drawings-March 2022/20701-JBB-00-XX-DR-Z-01034-01035-Modifications to Existing Raw Sewage Inlet Pump Station.vrt

Copyright
 This drawing and any design here on is the copyright of the Consultants and must not be reproduced without their written consent. All drawings remain the property of the Consultants.

THIS DRAWING TO BE READ IN CONJUNCTION WITH ALL RELEVANT ARCHITECTS AND ENGINEERS DRAWINGS.

FIGURED DIMENSIONS ONLY TO BE TAKEN FROM THIS DRAWING.

ALL LEVELS ARE IN METRES AND RELATE TO DATUM AT MALIN HEAD.

THIS DRAWING IS REPRODUCED FROM DIGITAL MAPS:
 O.S. MAPS - Scale 1:2,500
 O.S. MAPS - Scale 1:1,000
 DISCOVERY SERIES - Scale 1:50,000

ALL MAPS ARE REFERENCED TO IRISH NATIONAL GRID (I.T.M.)

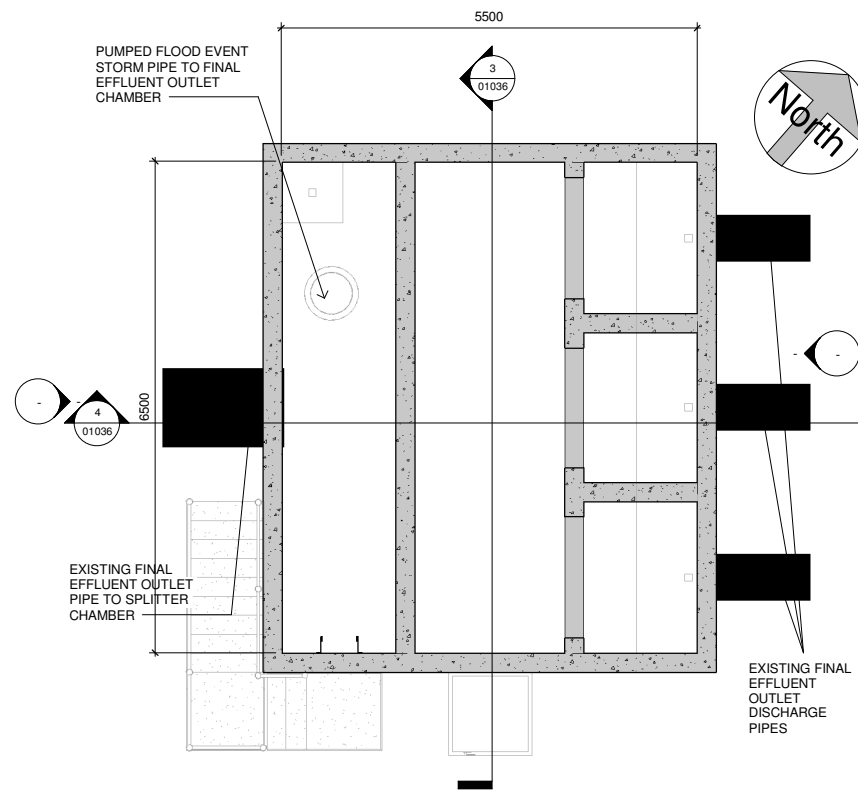
REPRODUCED FROM THE ORDNANCE SURVEY OF IRELAND BY PERMISSION OF THE GOVERNMENT. LICENSE NO. 3-3-34.

THIS DRAWING IS A COPY OF AN ELECTRONIC FILE AND IS COPYRIGHT.

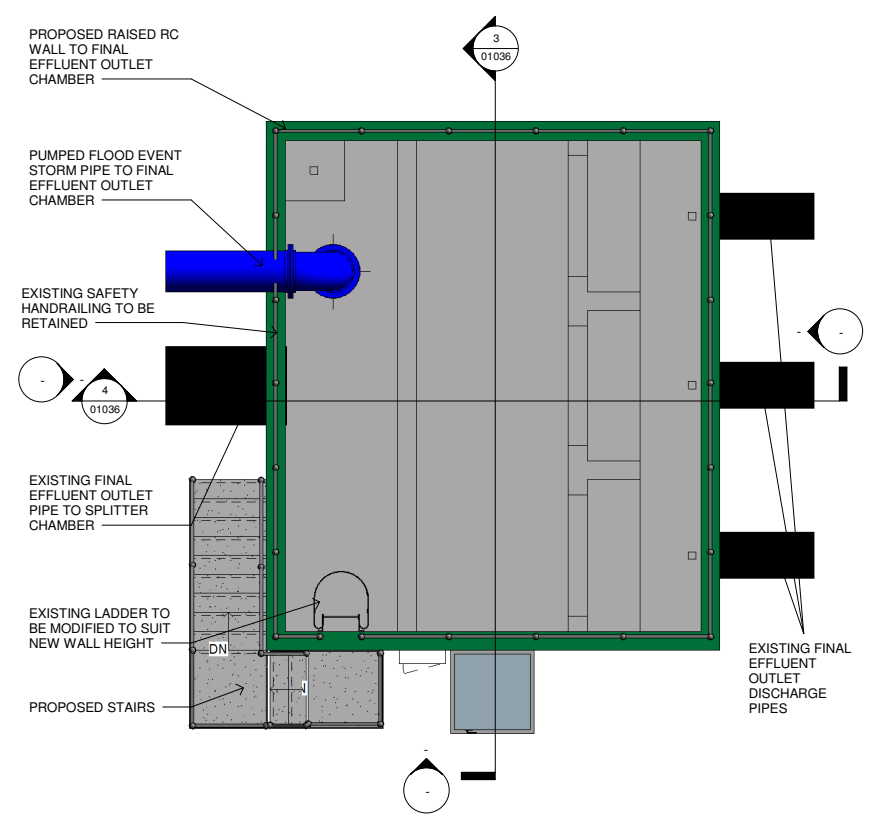
ALL DIMENSIONS TO BE CHECKED ON SITE.

ALL MATERIALS AND WORKMANSHIP TO BE IN ACCORDANCE WITH ENGINEERS SPECIFICATION.

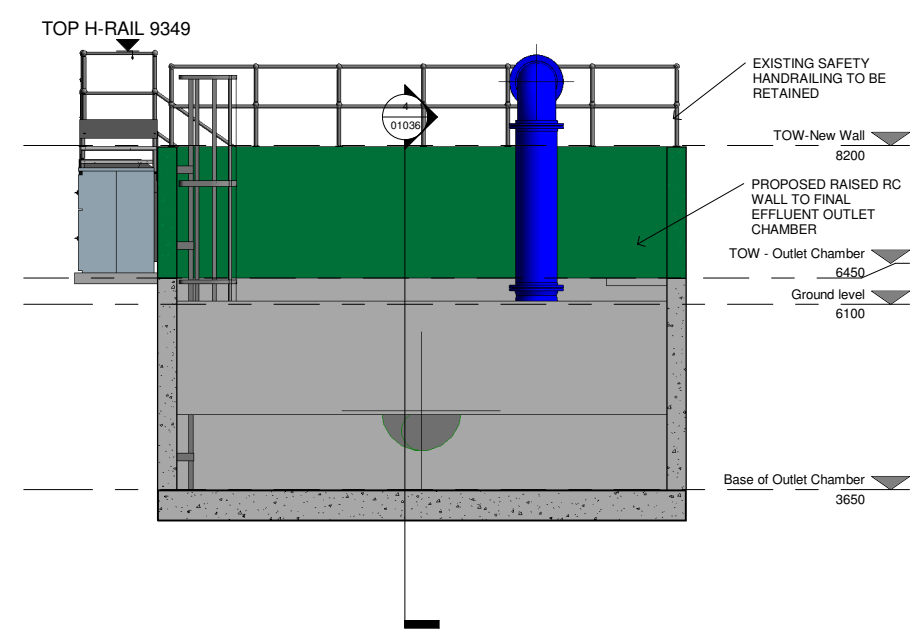
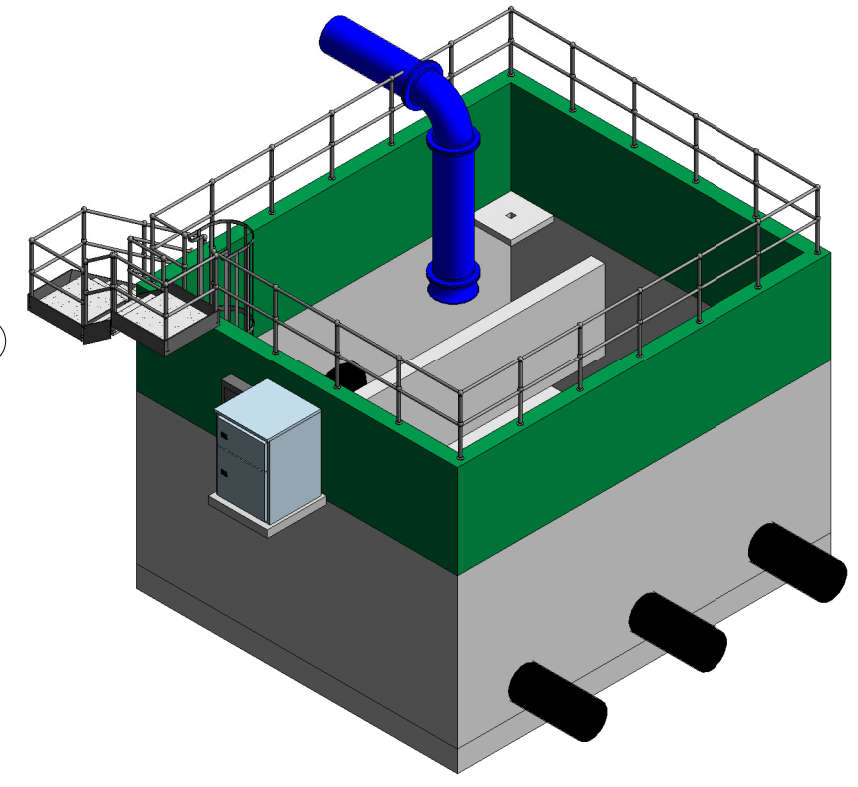
IT IS THE CONTRACTORS RESPONSIBILITY TO VERIFY ALL DIMENSIONS AND LEVELS PRIOR TO COMMENCEMENT OF CONSTRUCTION.



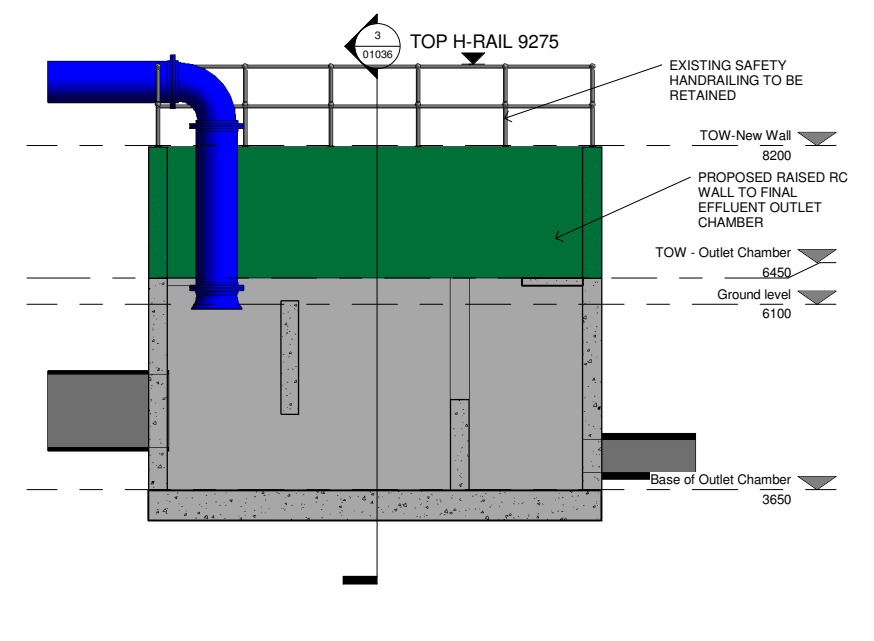
1 Base of Outlet Chamber
 1 : 50



2 TOW - Outlet Chamber
 1 : 50



3 Section 1
 1 : 50



4 Section 2
 1 : 50

DO NOT SCALE REDUCED COPY -A3 PRINT

Rev.	Suit.	Revision Description	Checked:	Date:
C01	A1	ISSUED FOR EIA/R	PJ	28-02-23

Client:
UISCE
 EIREANN | IRISH WATER
 Colvill House
 24-26 Talbot St
 Dublin 1
 Tel: 1890 278 278
 Int: +353-1-707 2828
 email: info@water.ie
 Web: www.water.ie

Project:
CASTLETROY WASTEWATER TREATMENT WORKS

Clients Representative:
J. B. Barry and Partners Limited
 Consulting Engineers
 Classon House
 Dundrum Business
 Park Dundrum Road
 Dublin 14
 Tel: +353 1 485 1400
 email: info@jbbarry.ie
 web: www.jbbarry.ie

Drawn By:	LHA	Date:	06/12/22
Checked By:	PH	Date:	06/12/22
Approved by:	PJ	Date:	06/12/22

Internal Project No.
 20701-JBB-00-XX-DR-Z

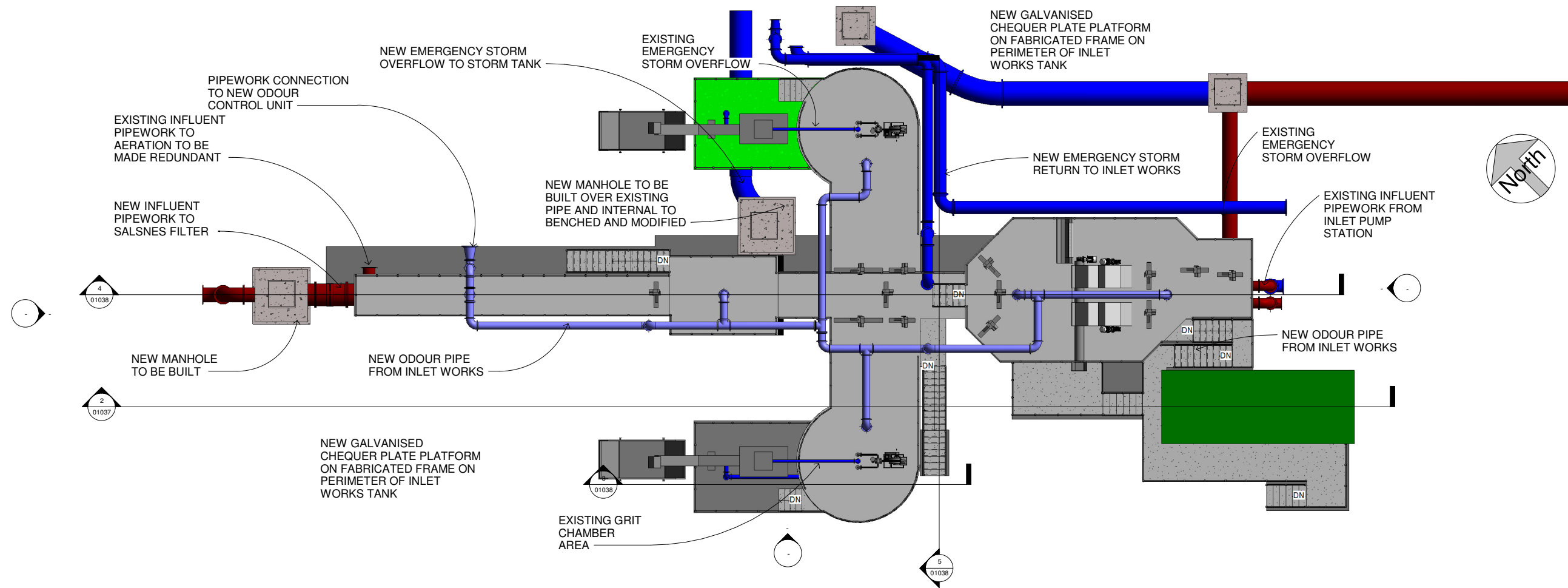
Stage
 EIA/R

Drawing Title:
EXISTING FINAL EFFLUENT OUTLET CHAMBER PLAN AND SECTIONS

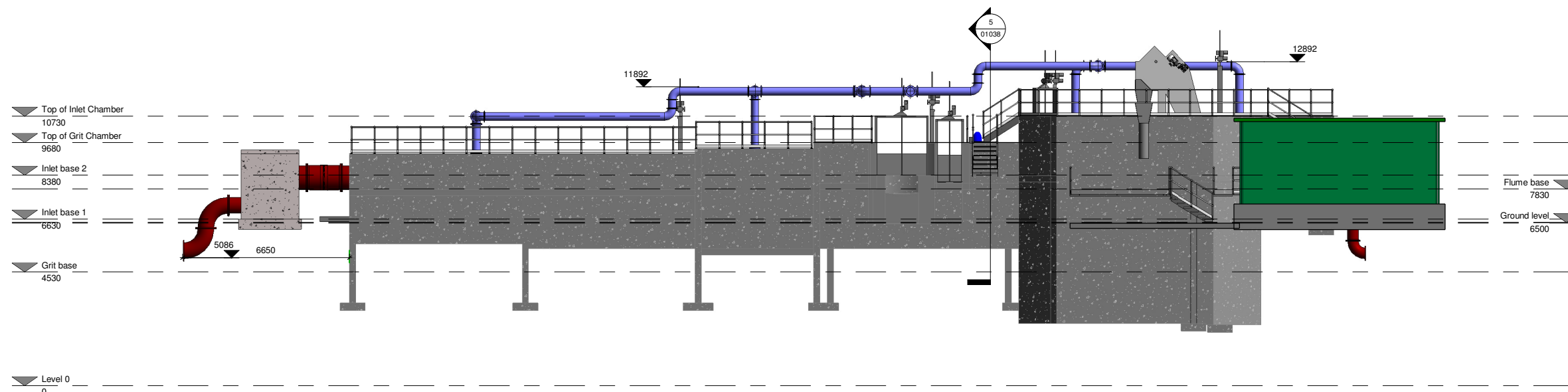
Scales:
 1 : 50

Drawing No:	20701-JBB-00-XX-DR-Z	Sheet No:	01036	Revision:	C01	Suitability:	
-------------	----------------------	-----------	-------	-----------	-----	--------------	--

O:\20 Projects\20701 - Castletroy WWT - Castle 2-4-100-WP-Dwg-EIA-R Drawings-March 2023\20701-JBB-00-XX-DR-Z-01036-E-raising Final Effluent Outlet Chamber.rvt



1 Top of Inlet Chamber
1 : 100



2 Section 1
1 : 100

Copyright
This drawing and any design here on is the copyright of the Consultants and must not be reproduced without their written consent. All drawings remain the property of the Consultants.

THIS DRAWING TO BE READ IN CONJUNCTION WITH ALL RELEVANT ARCHITECTS AND ENGINEERS DRAWINGS.

FIGURED DIMENSIONS ONLY TO BE TAKEN FROM THIS DRAWING.

ALL LEVELS ARE IN METRES AND RELATE TO DATUM AT MALIN HEAD.

THIS DRAWING IS REPRODUCED FROM DIGITAL MAPS:
O.S. MAPS - Scale 1:2,500
O.S. MAPS - Scale 1:1,000
DISCOVERY SERIES - Scale 1:50,000

ALL MAPS ARE REFERENCED TO IRISH NATIONAL GRID (I.T.M.)

REPRODUCED FROM THE ORDNANCE SURVEY OF IRELAND BY PERMISSION OF THE GOVERNMENT. LICENSE NO. 3-3-34.

THIS DRAWING IS A COPY OF AN ELECTRONIC FILE AND IS COPYRIGHT.

ALL DIMENSIONS TO BE CHECKED ON SITE.

ALL MATERIALS AND WORKMANSHIP TO BE IN ACCORDANCE WITH ENGINEERS SPECIFICATION.

IT IS THE CONTRACTORS RESPONSIBILITY TO VERIFY ALL DIMENSIONS AND LEVELS PRIOR TO COMMENCEMENT OF CONSTRUCTION.

Rev.	Issue	Revision Description	Checked:	Date:
C01	A1	ISSUED FOR EIA/AR	PJ	28-02-23

Client:
UISCE
EIREANN - IRISH WATER
Colville House
24-26 Talbot St
Dublin 1
Tel: 1890 278 278
Int: +353-1-707 2828
email: info@water.ie
Web: www.water.ie

Project:
CASTLETROY WASTEWATER TREATMENT PLANT

Clients Representative:
J. B. Barry and Partners Limited
Consulting Engineers
Classon House
Dundrum Business
Park Dundrum Road
Dublin 14
Tel: +353 1 485 1400
email: info@jbbarry.ie
web: www.jbbarry.ie

Drawn By:	LHA	Date:	06/12/22
Checked By:	PH	Date:	06/12/22
Approved by:	PJ	Date:	06/12/22
Internal Project No.	20701-JBB-00-XX-DR-Z	Stage	EIA/AR

Drawing Title:
MODIFICATIONS TO EXISTING INLET WORKS PLAN LAYOUT AND SECTION

Drawing No.	20701-JBB-00-XX-DR-Z	Sheet No.	01037	Revision	C01	Suitability	
-------------	----------------------	-----------	-------	----------	-----	-------------	--

DO NOT SCALE REDUCED COPY -A3 PRINT

0:20 Projects/20701 - Castletroy WwTP (Scale 2-4)00/WP/Draw/EIA/AR Drawings - March 2022/20701-JBB-00-XX-DR-Z-01037-01038-01039-01038-Modifications to Existing Inlet Works.rvt

Copyright
 This drawing and any design here on is the copyright of the Consultants and must not be reproduced without their written consent.
 All drawings remain the property of the Consultants.

THIS DRAWING TO BE READ IN CONJUNCTION WITH ALL RELEVANT ARCHITECTS AND ENGINEERS DRAWINGS.

FIGURED DIMENSIONS ONLY TO BE TAKEN FROM THIS DRAWING.

ALL LEVELS ARE IN METRES AND RELATE TO DATUM AT MALIN HEAD.

THIS DRAWING IS REPRODUCED FROM DIGITAL MAPS:
 O.S. MAPS - Scale 1:2,500
 O.S. MAPS - Scale 1:1,000
 DISCOVERY SERIES - Scale 1:50,000

ALL MAPS ARE REFERENCED TO IRISH NATIONAL GRID (I.T.M.)

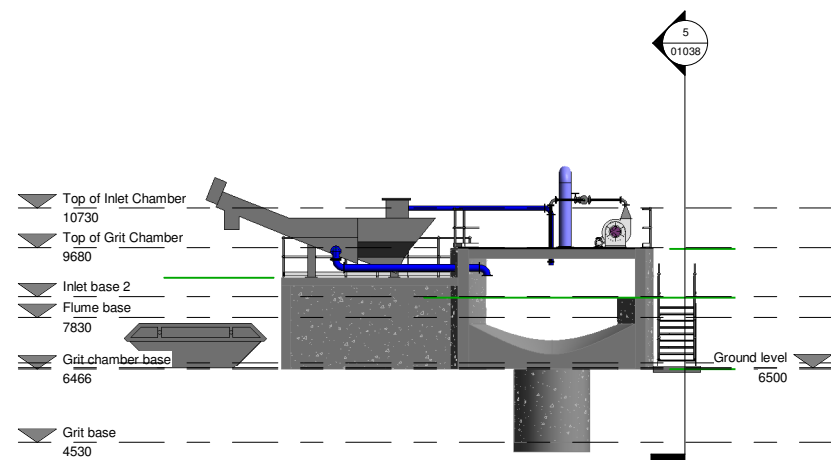
REPRODUCED FROM THE ORDNANCE SURVEY OF IRELAND BY PERMISSION OF THE GOVERNMENT. LICENSE NO. 3-3-34.

THIS DRAWING IS A COPY OF AN ELECTRONIC FILE AND IS COPYRIGHT.

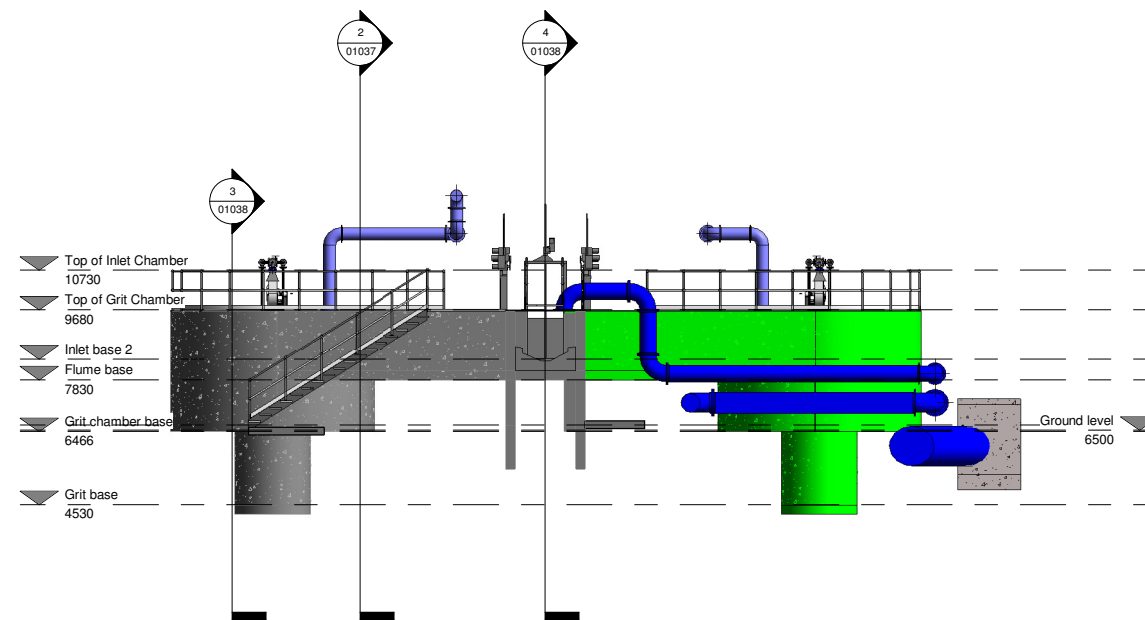
ALL DIMENSIONS TO BE CHECKED ON SITE.

ALL MATERIALS AND WORKMANSHIP TO BE IN ACCORDANCE WITH ENGINEERS SPECIFICATION.

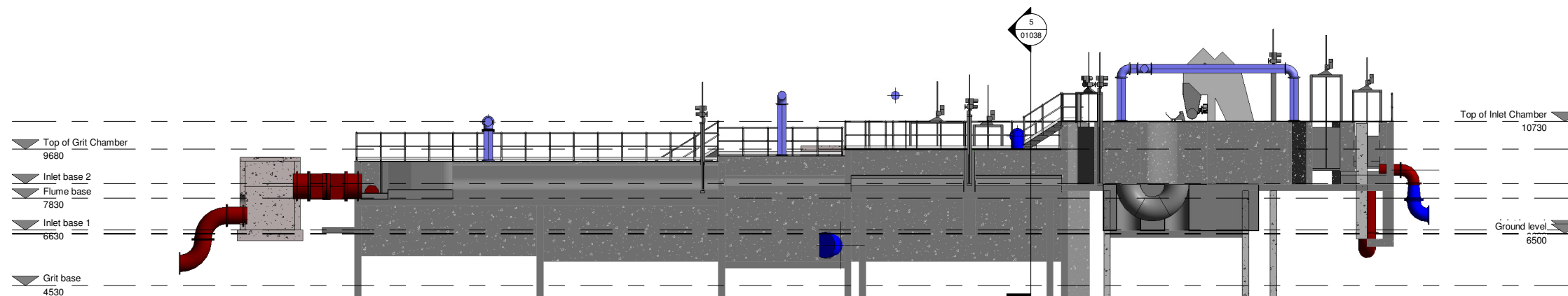
IT IS THE CONTRACTORS RESPONSIBILITY TO VERIFY ALL DIMENSIONS AND LEVELS PRIOR TO COMMENCEMENT OF CONSTRUCTION.



3 Section 2
 1 : 100



5 Section 4
 1 : 100



4 Section 3
 1 : 100

DO NOT SCALE REDUCED COPY -A3 PRINT

C01	A1	ISSUED FOR E.I.A.R.	PJ	28-02-23
Rev:	Suit:	Revision Description	Checked:	Date:

Client:
UISCE
 EIREANN / IRISH WATER
 Colvill House
 24-26 Talbot St
 Dublin 1
 Tel: 1890 278 278
 Int: +353-1-707 2828
 email: info@water.ie
 Web: www.water.ie

Project:
CASTLETROY WASTEWATER TREATMENT PLANT

Clients Representative:
J. B. Barry and Partners Limited
 Consulting Engineers
 Classon House
 Dundrum Business
 Park Dundrum Road
 Dublin 14
 Tel: +353 1 485 1400
 email: info@jbbarry.ie
 web: www.jbbarry.ie

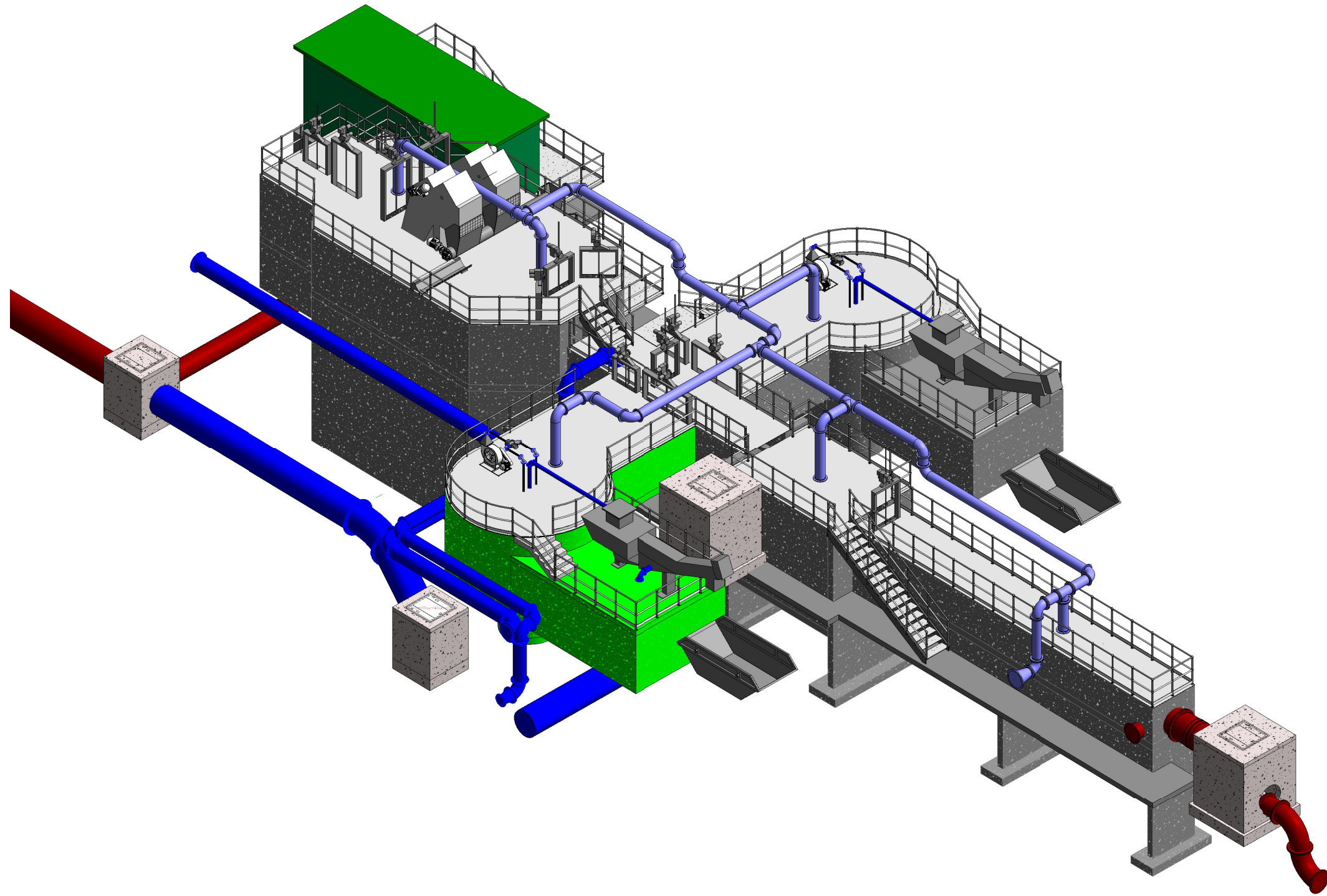
Drawn By:	LHA	Date:	05/04/22
Checked By:	PH	Date:	05/04/22
Approved by:	PJ	Date:	05/04/22
Internal Project No.	20701-JBB-00-XX-DR-Z	Stage	E.I.A.R.

Drawing Title:
MODIFICATIONS TO EXISTING INLET WORKS SECTIONS

Scales:
 1 : 100

Drawing No:	20701-JBB-00-XX-DR-Z	Sheet No:	01038	Revision:	C01	Suitability:	
-------------	----------------------	-----------	-------	-----------	-----	--------------	--

O:20 Projects\20701 - Castletroy WWTp (Scale 2-4)00\WIP\DWG\EIAR Drawings_March 2022\20701-JBB-00-XX-DR-Z-01038-Modifications to Existing Inlet Works.rvt



6 3D View of Inlet Works

Copyright
 This drawing and any design here on is the copyright of the Consultants and must not be reproduced without their written consent. All drawings remain the property of the Consultants.

THIS DRAWING TO BE READ IN CONJUNCTION WITH ALL RELEVANT ARCHITECTS AND ENGINEERS DRAWINGS.

FIGURED DIMENSIONS ONLY TO BE TAKEN FROM THIS DRAWING.

ALL LEVELS ARE IN METRES AND RELATE TO DATUM AT MALIN HEAD.

THIS DRAWING IS REPRODUCED FROM DIGITAL MAPS:
 O.S. MAPS - Scale 1:2,500
 O.S. MAPS - Scale 1:1,000
 DISCOVERY SERIES - Scale 1:50,000

ALL MAPS ARE REFERENCED TO IRISH NATIONAL GRID (I.T.M.)

REPRODUCED FROM THE ORDNANCE SURVEY OF IRELAND BY PERMISSION OF THE GOVERNMENT. LICENSE NO. 3-3-34.

THIS DRAWING IS A COPY OF AN ELECTRONIC FILE AND IS COPYRIGHT.

ALL DIMENSIONS TO BE CHECKED ON SITE.

ALL MATERIALS AND WORKMANSHIP TO BE IN ACCORDANCE WITH ENGINEERS SPECIFICATION.

IT IS THE CONTRACTORS RESPONSIBILITY TO VERIFY ALL DIMENSIONS AND LEVELS PRIOR TO COMMENCEMENT OF CONSTRUCTION.

Rev.	Suff.	Revision Description	Checked:	Date:
C01	A1	ISSUED FOR EIAR	PJ	28-02-23

Client:

	Colvill House	Tel: 1890 278 278
	24-26 Talbot St Dublin 1	Int: +353-1-707 2828 email: info@water.ie Web: www.water.ie

Project:

CASTLETROY WASTEWATER TREATMENT PLANT

Clients Representative:

	J. B. Barry and Partners Limited Consulting Engineers
	Classon House Dundrum Business Park Dundrum Road Dublin 14

Drawn By:	LHA	Date:	05/04/22
Checked By:	PH	Date:	05/04/22
Approved by:	PJ	Date:	05/04/22
Internal Project No.	20701-JBB-00-XX-DR-Z	Stage	EIAR

Drawing Title:

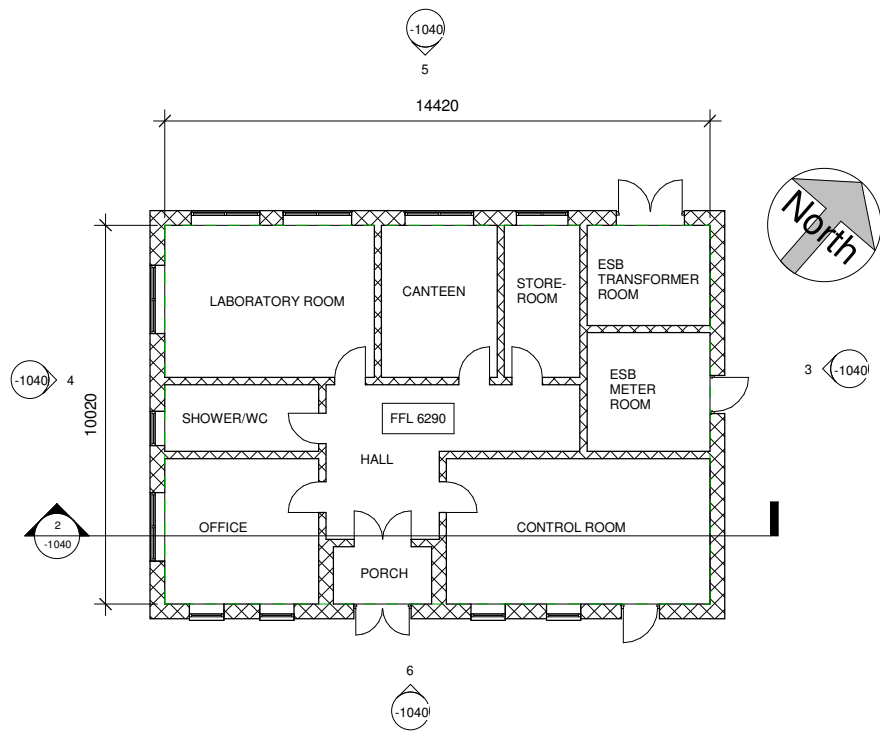
MODIFICATIONS TO EXISTING 3D VIEW OF INLET WORKS

Scales:

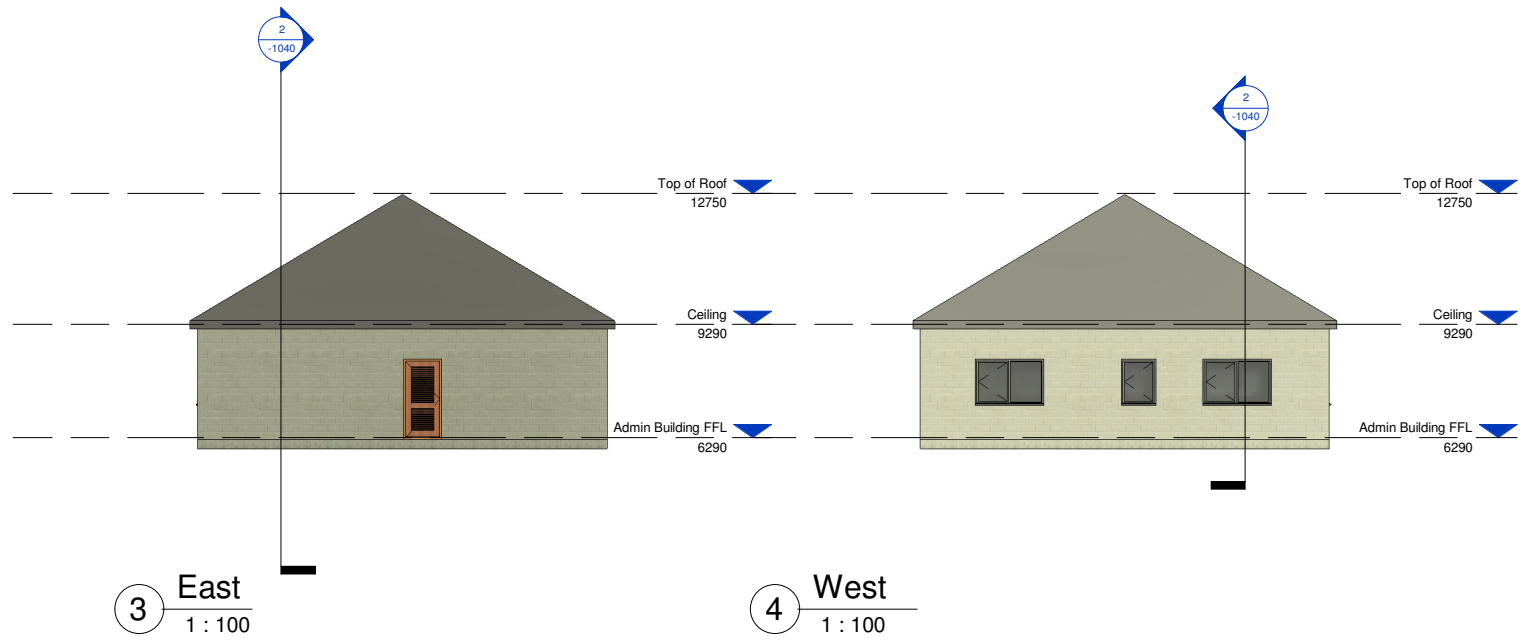
Drawing No:	20701-JBB-00-XX-DR-Z	Sheet No:	01039	Revision:	C01	Suitability:	
-------------	----------------------	-----------	-------	-----------	-----	--------------	--

DO NOT SCALE REDUCED COPY -A3 PRINT

O:\20 Projects\20701 - Castletroy WWTp (Scale 2:4)\00\WIP\DWG\EIAR Drawings - March 2022\20701-JBB-00-XX-DR-Z-01039-Modifications to Existing Inlet Works.rvt

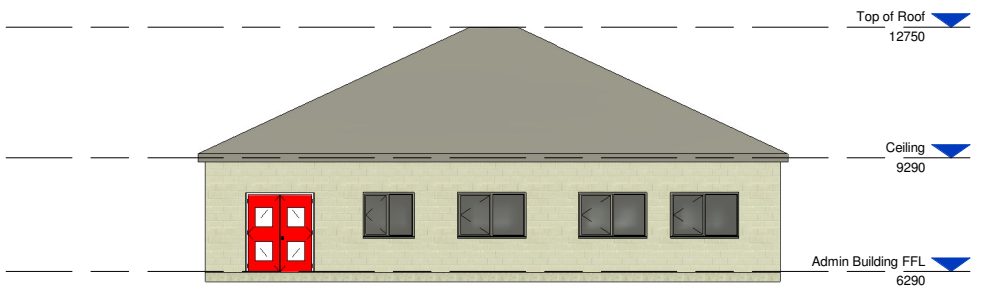


1 Admin Building FFL
1 : 100

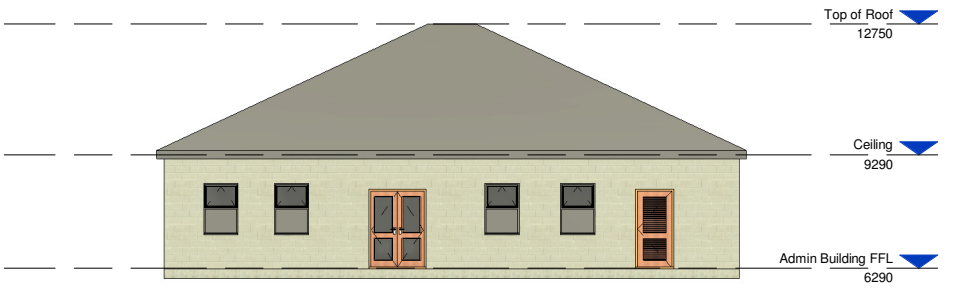


3 East
1 : 100

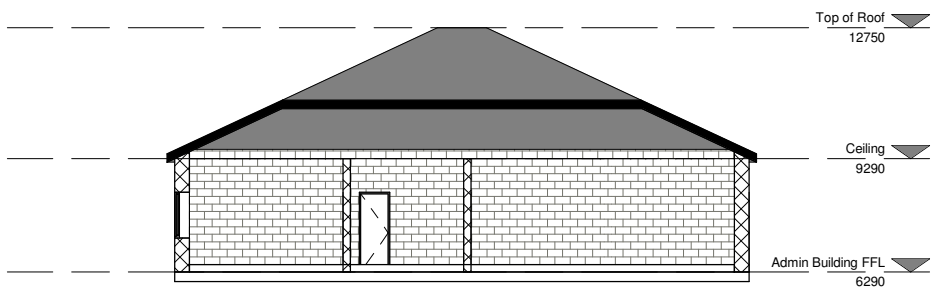
4 West
1 : 100




5 North
1 : 100




6 South
1 : 100



2 Section 1
1 : 100



7 3D VIEW -1 ADMIN BUILDING



8 3D VIEW -2 ADMIN BUILDING

DO NOT SCALE REDUCED COPY -A3 PRINT

Copyright
This drawing and any design here on is the copyright of the Consultants and must not be reproduced without their written consent. All drawings remain the property of the Consultants.

THIS DRAWING TO BE READ IN CONJUNCTION WITH ALL RELEVANT ARCHITECTS AND ENGINEERS DRAWINGS.

FIGURED DIMENSIONS ONLY TO BE TAKEN FROM THIS DRAWING.

ALL LEVELS ARE IN METRES AND RELATE TO DATUM AT MALIN HEAD.

THIS DRAWING IS REPRODUCED FROM DIGITAL MAPS:
O.S. MAPS - Scale 1:2,500
O.S. MAPS - Scale 1:1,000
DISCOVERY SERIES - Scale 1:50,000

ALL MAPS ARE REFERENCED TO IRISH NATIONAL GRID (I.T.M.)

REPRODUCED FROM THE ORDNANCE SURVEY OF IRELAND BY PERMISSION OF THE GOVERNMENT. LICENSE NO. 3-3-34.

THIS DRAWING IS A COPY OF AN ELECTRONIC FILE AND IS COPYRIGHT.

ALL DIMENSIONS TO BE CHECKED ON SITE.

ALL MATERIALS AND WORKMANSHIP TO BE IN ACCORDANCE WITH ENGINEERS SPECIFICATION.

IT IS THE CONTRACTORS RESPONSIBILITY TO VERIFY ALL DIMENSIONS AND LEVELS PRIOR TO COMMENCEMENT OF CONSTRUCTION.

C01	A1	ISSUED FOR EIA/	PJ	28-02-23
Rev:	Suit:	Revision Description	Checked:	Date:

Client:

Colvill House
24-26 Talbot St
Dublin 1
Tel: 1890 278 278
Int: +353-1-707 2828
email: info@water.ie
Web: www.water.ie

Project:

CASTLETROY WASTEWATER TREATMENT PLANT

Clients Representative:

J. B. Barry and Partners Limited
Consulting Engineers

Classon House
Dundrum Business
Park Dundrum Road
Dublin 14
Tel: +353 1 485 1400
email: info@jbbarry.ie
web: www.jbbarry.ie

Drawn By:	LHA	Date:	06/12/22
Checked By:	PH	Date:	06/12/22
Approved by:	PJ	Date:	06/12/22
Internal Project No.	20701-JBB-00-XX-DR-Z	Stage	EIA/

Drawing Title:

EXISTING ADMINISTRATION BUILDING PLAN AND SECTION

Drawing No:	20701-JBB-00-XX-DR-Z	Sheet No:	-1040	Revision:	C01	Suitability:	
-------------	----------------------	-----------	-------	-----------	-----	--------------	--

O:20 Project:20701 - Castletroy WWTp - Castle 2-4-00-WPDR-00-XX-DR-Z-01040-Existing Administration Building.rvt

Copyright
 This drawing and any design here on is the copyright of the Consultants and must not be reproduced without their written consent.
 All drawings remain the property of the Consultants.

THIS DRAWING TO BE READ IN CONJUNCTION WITH ALL RELEVANT ARCHITECTS AND ENGINEERS DRAWINGS.

FIGURED DIMENSIONS ONLY TO BE TAKEN FROM THIS DRAWING.

ALL LEVELS ARE IN METRES AND RELATE TO DATUM AT MALIN HEAD.

THIS DRAWING IS REPRODUCED FROM DIGITAL MAPS:
 O.S. MAPS - Scale 1:2,500
 O.S. MAPS - Scale 1:1,000
 DISCOVERY SERIES - Scale 1:50,000

ALL MAPS ARE REFERENCED TO IRISH NATIONAL GRID (I.T.M.)

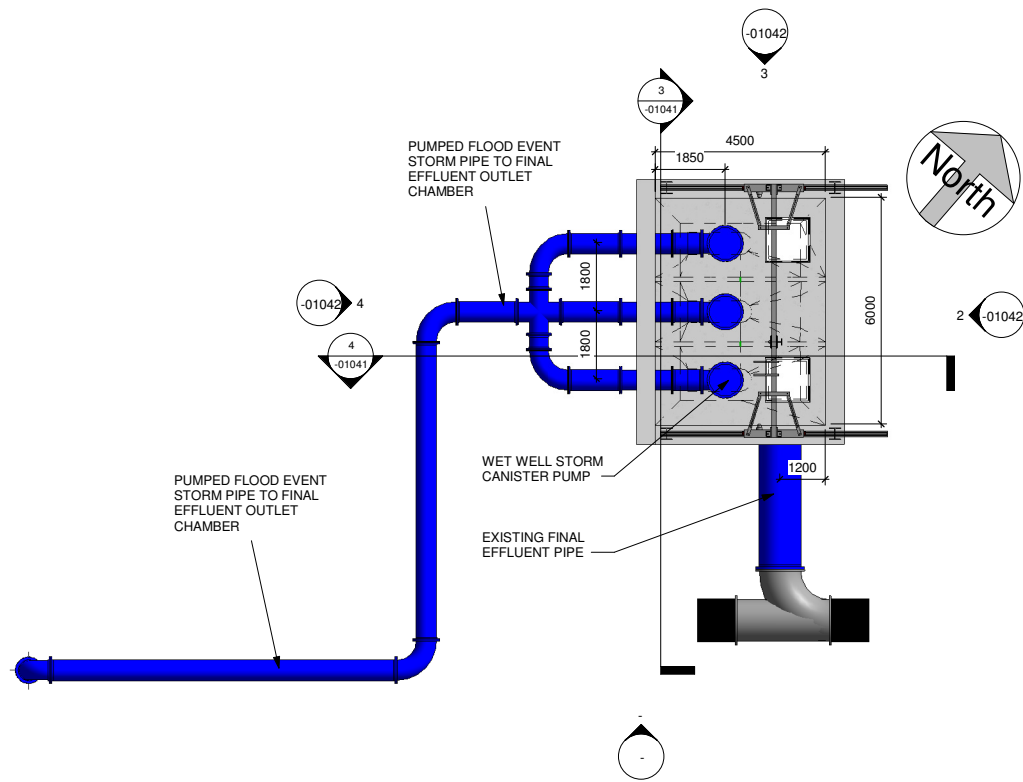
REPRODUCED FROM THE ORDNANCE SURVEY OF IRELAND BY PERMISSION OF THE GOVERNMENT. LICENSE NO. 3-3-34.

THIS DRAWING IS A COPY OF AN ELECTRONIC FILE AND IS COPYRIGHT.

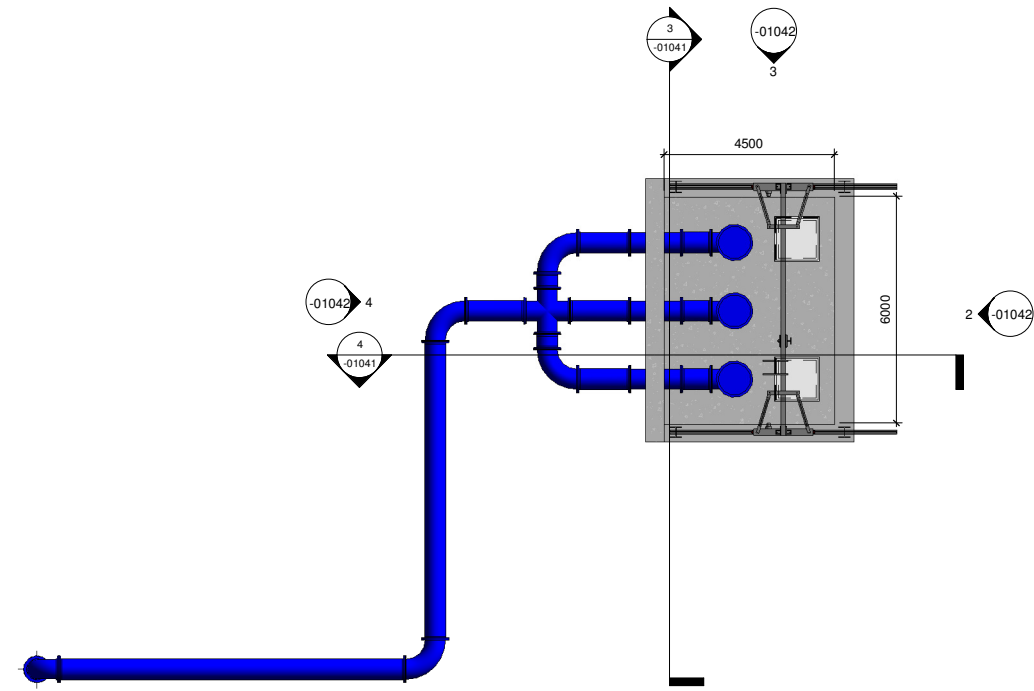
ALL DIMENSIONS TO BE CHECKED ON SITE.

ALL MATERIALS AND WORKMANSHIP TO BE IN ACCORDANCE WITH ENGINEERS SPECIFICATION.

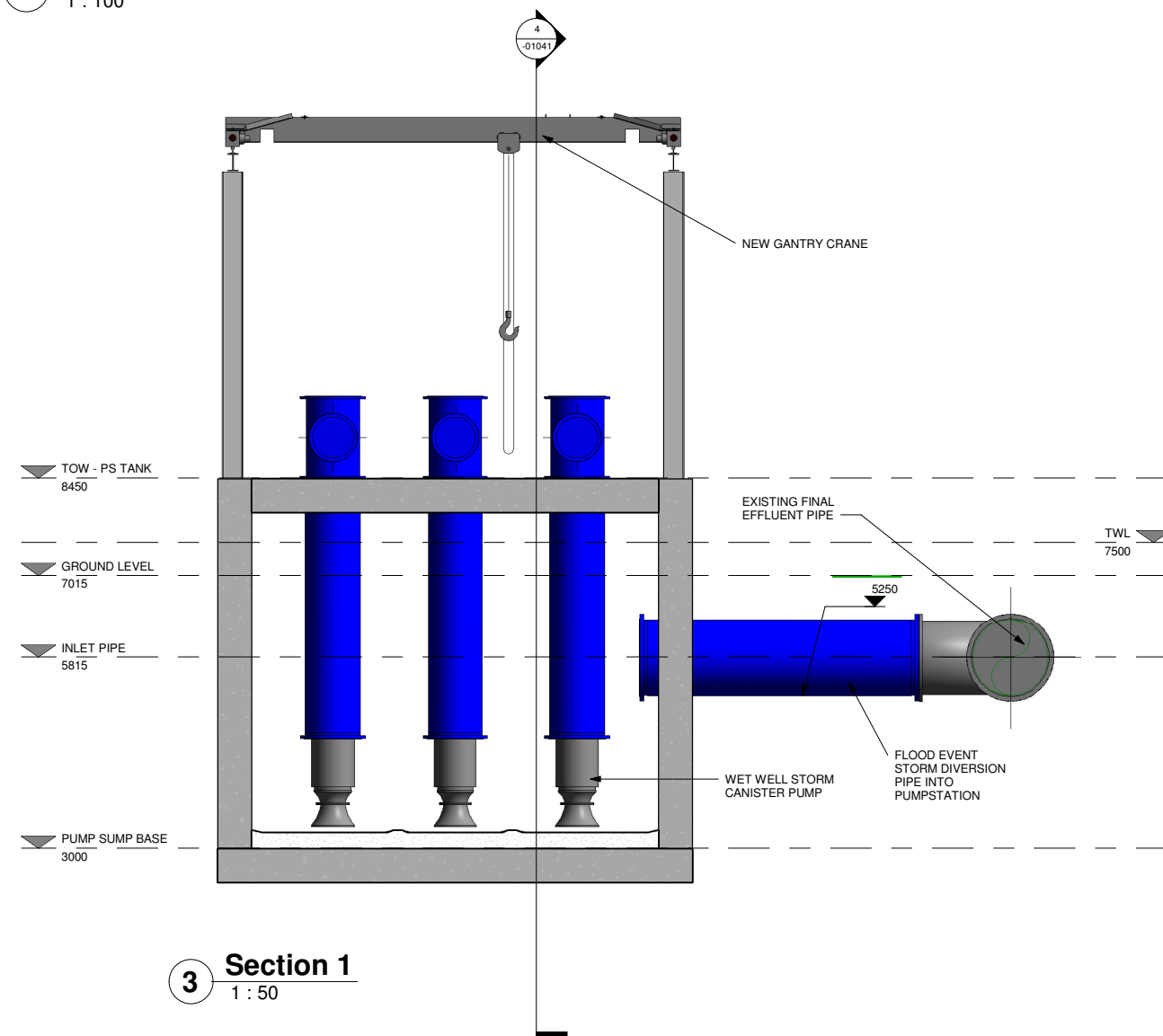
IT IS THE CONTRACTORS RESPONSIBILITY TO VERIFY ALL DIMENSIONS AND LEVELS PRIOR TO COMMENCEMENT OF CONSTRUCTION.



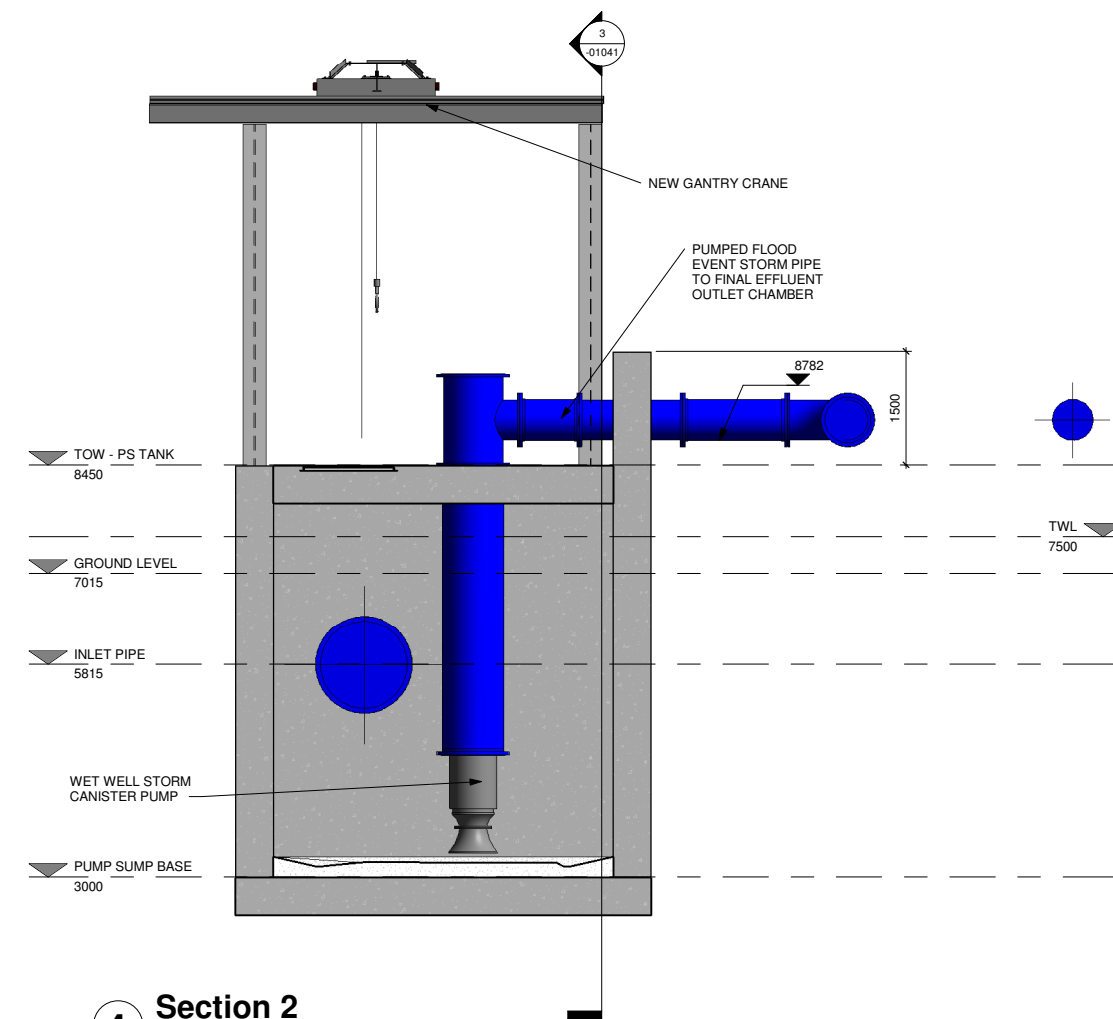
1 PUMP SUMP BASE
 1 : 100



2 TOW - PS TANK
 1 : 100



3 Section 1
 1 : 50



4 Section 2
 1 : 50

DO NOT SCALE REDUCED COPY -A3 PRINT

Rev.	Suit.	Revision Description	Checked:	Date:
C01	A1	ISSUED FOR EAIR	PJ	28-02-23

Client: **UISCE** EIREANN - IRISH WATER
 Colvill House 24-26 Talbot St Dublin 1
 Tel: 1890 278 278
 Int: +353-1-707 2828
 email: info@water.ie
 Web: www.water.ie

Project: **CASTLETROY WASTEWATER TREATMENT PLANT**

Clients Representative:
J. B. Barry and Partners Limited
 Consulting Engineers
 Classon House Dundrum Business Park Dundrum Road Dublin 14
 Tel: +353 1 485 1400
 email: info@jbbarry.ie
 web: www.jbbarry.ie

Drawn By: LHA	Date: 06/12/22
Checked By: PH	Date: 06/12/22
Approved by: PJ	Date: 06/12/22
Internal Project No. 20701-JBB-00-XX-DR-Z	Stage EAIR

Drawing Title: **PROPOSED EMERGENCY FLOOD EVENT P.S PLAN LAYOUT AND SECTIONS**

Drawing No. 20701-JBB-00-XX-DR-Z	Sheet No. -01041	Revision C01	Suitability
----------------------------------	------------------	--------------	-------------

0:20 Project: 20701 - Castletroy WWTTP (Scale 2:400) WWP Dwg EAIR Drawn: March 2023 20701-JBB-00-XX-DR-Z-01041-01042 - Proposed Emergency Flood Event Pump Station.dwg

Copyright
 This drawing and any design here on is the copyright of the Consultants and must not be reproduced without their written consent.
 All drawings remain the property of the Consultants.

THIS DRAWING TO BE READ IN CONJUNCTION WITH ALL RELEVANT ARCHITECTS AND ENGINEERS DRAWINGS.

FIGURED DIMENSIONS ONLY TO BE TAKEN FROM THIS DRAWING.

ALL LEVELS ARE IN METRES AND RELATE TO DATUM AT MALIN HEAD.

THIS DRAWING IS REPRODUCED FROM DIGITAL MAPS:
 O.S. MAPS - Scale 1:2,500
 O.S. MAPS - Scale 1:1,000
 DISCOVERY SERIES - Scale 1:50,000

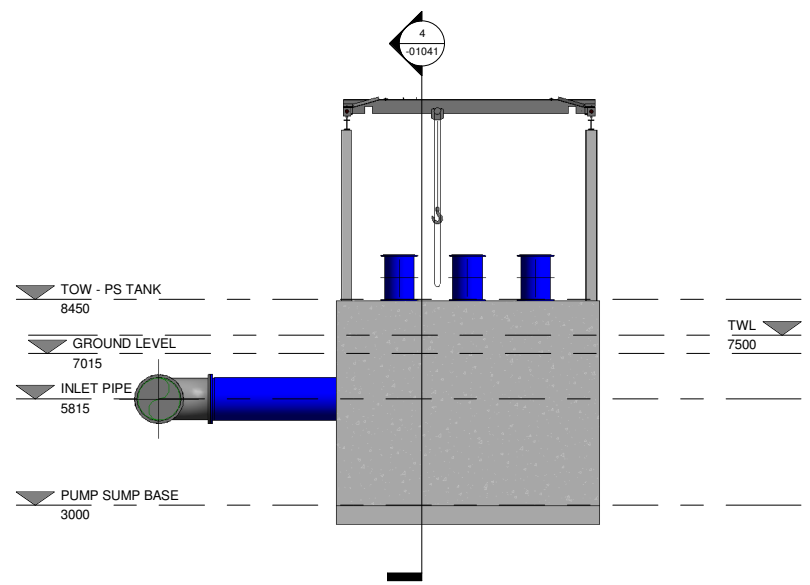
ALL MAPS ARE REFERENCED TO IRISH NATIONAL GRID (I.T.M.)
 REPRODUCED FROM THE ORDNANCE SURVEY OF IRELAND BY PERMISSION OF THE GOVERNMENT. LICENSE NO. 3-3-34.

THIS DRAWING IS A COPY OF AN ELECTRONIC FILE AND IS COPYRIGHT.

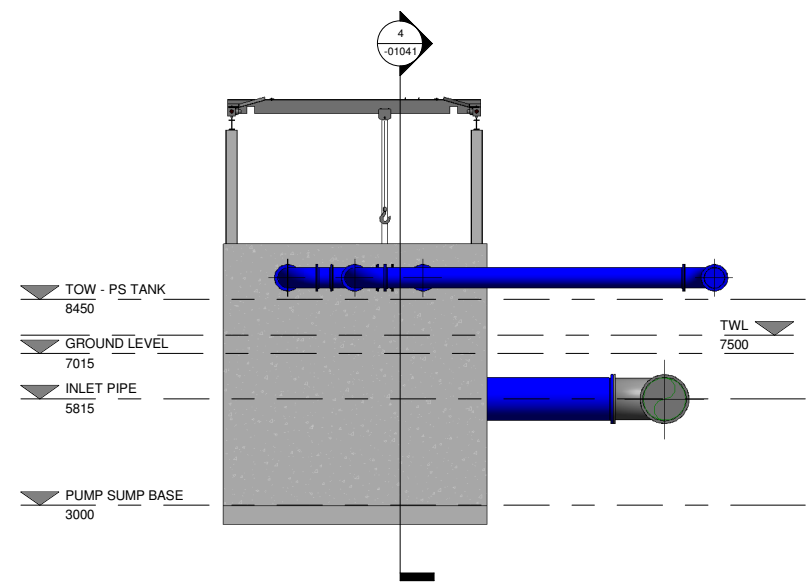
ALL DIMENSIONS TO BE CHECKED ON SITE.

ALL MATERIALS AND WORKMANSHIP TO BE IN ACCORDANCE WITH ENGINEERS SPECIFICATION.

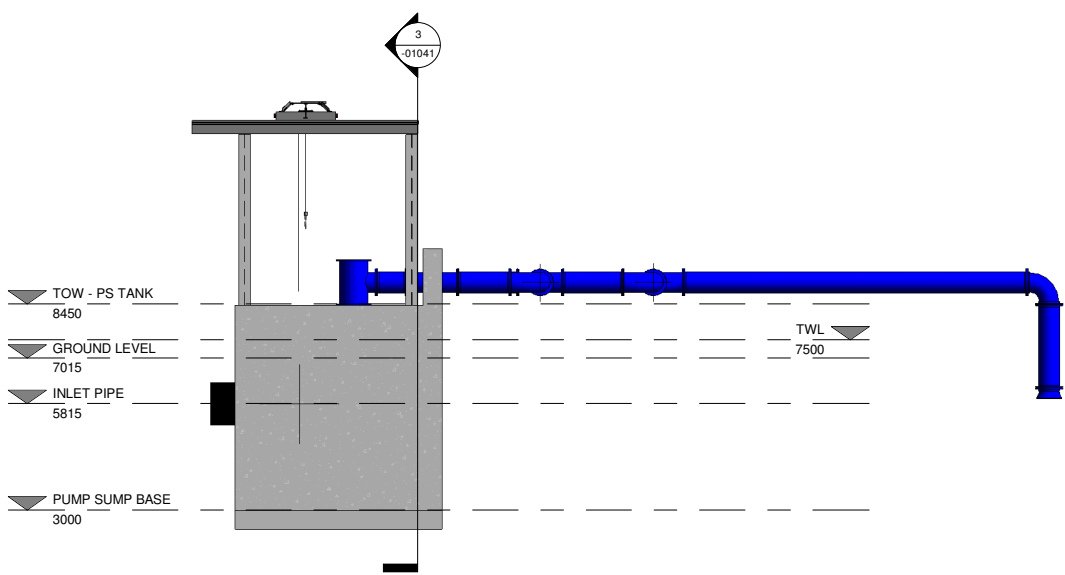
IT IS THE CONTRACTORS RESPONSIBILITY TO VERIFY ALL DIMENSIONS AND LEVELS PRIOR TO COMMENCEMENT OF CONSTRUCTION.



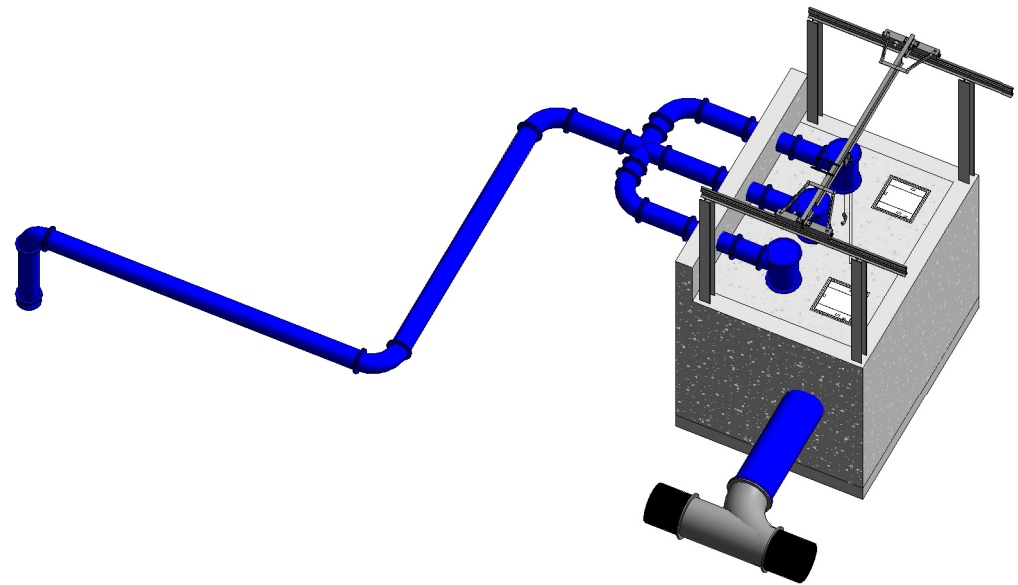
2 East
 1 : 100



4 West
 1 : 100



3 North
 1 : 100



1 3D Overall View

DO NOT SCALE REDUCED COPY -A3 PRINT

Rev.	Suit.	Revision Description	Checked:	Date:
C01	A1	ISSUED FOR EIAIR	PJ	28-02-23

Client:
UISCE Colvill House Tel: 1890 278 278
 EIREANN / IRISH 24-26 Talbot St Int: +353-1-707 2828
 WATER Dublin 1 email: info@water.ie
 Web: www.water.ie

Project:
CASTLETROY WASTEWATER TREATMENT PLANT

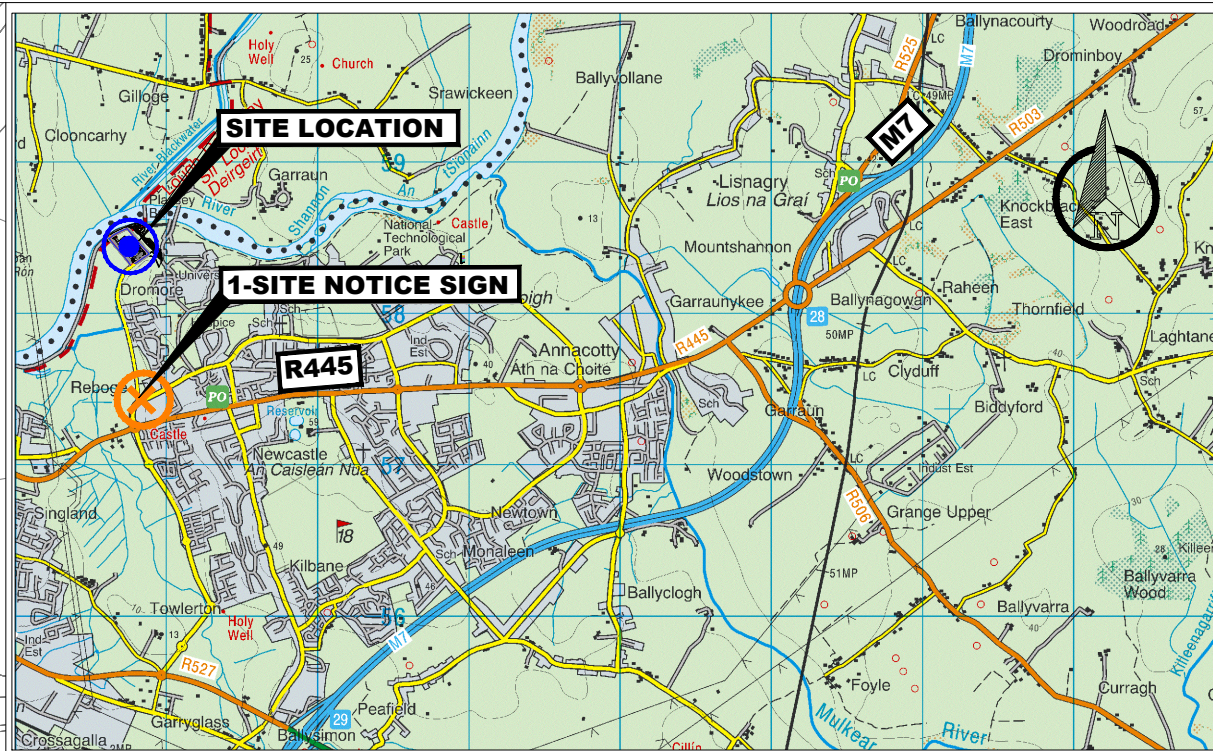
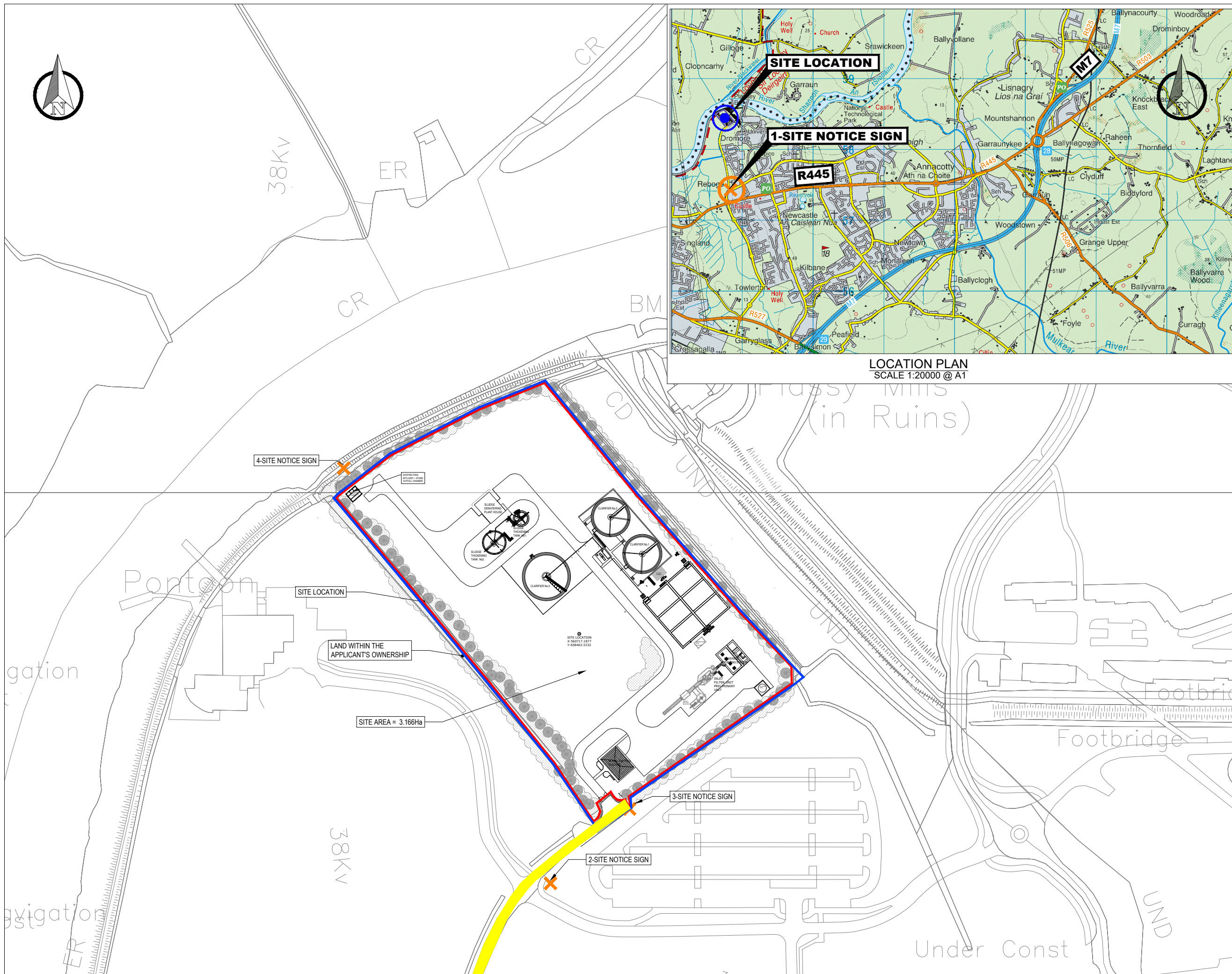
Clients Representative:
J. B. Barry and Partners Limited
 Consulting Engineers
 Classon House Tel: +353 1 485 1400
 Dundrum Business email: info@jbbarry.ie
 Park Dundrum Road web: www.jbbarry.ie
 Dublin 14

Drawn By:	LHA	Date:	14/07/22
Checked By:	PH	Date:	14/07/22
Approved by:	PJ	Date:	14/07/22
Internal Project No.	20701-JBB-00-XX-DR-Z	Stage	EIAIR

Drawing Title:
PROPOSED EMERGENCY FLOOD EVENT P.S ELEVATIONS AND 3D VIEW

Scales: 1 : 100			
Drawing No:	Sheet No:	Revision:	Suitability:
20701-JBB-00-XX-DR-Z	-01042	C01	

O:20 Project:20701 - Castletroy WwTP (Gate 2-4)00-WP-Drwg-EIAR Drawn:gs-March 2023:20701-JBB-00-XX-DR-Z-01041-01042 - Proposed Emergency Flood Event Pump Station.rvt



© Copyright
 This drawing and any design hereon is the copyright of the Consultants and must not be reproduced without their written consent.
 All drawings remain the property of the Consultants.

Notes:
 1. All levels are in metres and relate to O.S. Datum MALIN.
 2. This drawing is reproduced from digital maps:
 O.S. MAPS - Scale 1:2,500
 Discovery Series - Scale 1:1,000
 3. All Maps are referenced to IRISH TRANSVERSE MERCATOR (I.T.M.)
 4. Ordnance Survey Ireland Licence No. EN 0003020
 © Government of Ireland.

MAPPING
 OS SHEETS: 4683-A, 4683-C,
 DISCOVERY SERIES: OS1614_D
 TOWN LAND : DROMORE
 SITE LOCATION CO-ORDINATE
 X-560717.1877 Y-658463.5332

- LEGEND:**
- SITE BOUNDARY OUTLINED IN RED
 - LANDS IN CONTROL OF THE APPLICANT OUTLINED IN BLUE
 - RIGHT OF WAY-WAYLEAVE OUTLINED IN YELLOW
 - SITE AREA = 3.166Ha

Rev	Suit	Description	Drawn	Chk'd	Date
C01	A1	ISSUED FOR EIAR	LHA	PJ	28.02.23

Client:

Irish Water
 Colville House
 24-26 Talbot Street
 Dublin 1
 Tel: 1890 278 278
 Int: +353-1-707 2828
 Email: info@water.ie
 Web: www.water.ie

Consultant:

J. B. Barry and Partners Limited
 Consulting Engineers

Classon House
 Dundrum Business Park
 Dundrum Road
 Dublin 14
 Tel: +353-1-4851400
 email: info@jbbarry.ie
 website: www.jbbarry.ie

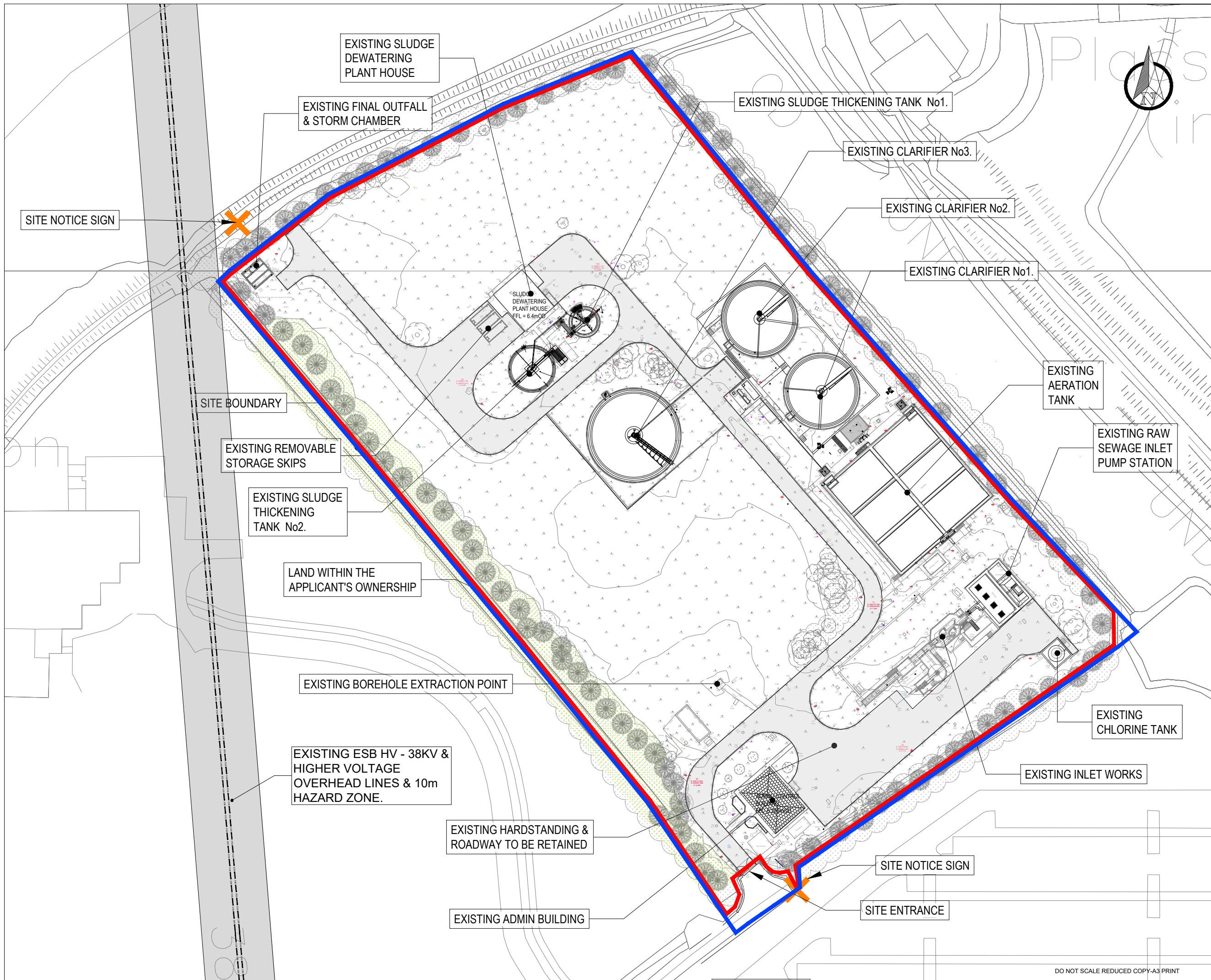
Project:
CASTLETROY WASTEWATER TREATMENT PLANT

Drawing Title:
SITE LOCATION MAP

Drawn by:	LHA	Date:	DEC.2022
Checked by:	PH	Date:	DEC.2022
Approved by:	PJ	Date:	DEC.2022
Internal Project REF:	20701		
Scales:	1:1000 @ A1		
Stage:	EIAR		
Drawing No.:	20701-JBB-00-XX-DR-Z-1202	Revision	C01
Suitability Code	A1		

SITE LOCATION MAP
 SCALE 1:1000 @ A1

DO NOT SCALE REDUCED COPY-A3 PRINT



© Copyright
 This drawing and any design hereon is the copyright of the Consultants and must not be reproduced without their written consent.
 All drawings remain the property of the Consultants.

Notes:
 1. All levels are in metres and relate to O.S. Datum MALIN.
 2. This drawing is reproduced from digital maps:
 O.S. MAPS - Scale 1:2,500
 Discovery Series - Scale 1:1,000
 Discovery Series - Scale 1:50,000
 3. All Maps are referenced to IRISH TRANSVERSE MERCATOR (I.T.M.)
 4. Ordnance Survey Ireland Licence No. EN 0003020
 ©Government of Ireland.

MAPPING
 OS SHEETS: 4683-A, 4683-C,
 DISCOVERY SERIES: OS1614_D
 TOWN LAND : DROMORE
 SITE LOCATION CO-ORDINATE
 X-560717.1877 Y-658463.5332

LEGEND:
 SITE BOUNDARY
 OUTLINED IN RED

LANDS IN CONTROL OF
 THE APPLICANT
 OUTLINED IN BLUE

SITE AREA = 3.166Ha

REFER TO 20701-JBB-00-XX-DR-Z-01202_
 SITE LOCATION MAP FOR FULL EXTENT
 OF SITE NOTICE LOCATIONS.

C01	A1	ISSUED FOR EIAR	LHA	PJ	28-02-23
Rev	Suit	Description	Drawn	Chk'd	Date

Client:
UISCE **Irish Water**
 Calveil House
 24-26 Talbot Street
 Dublin 1
 Tel: 1890 278 278
 Int: +353-1-707 2828
 Email: info@water.ie
 Web: www.water.ie

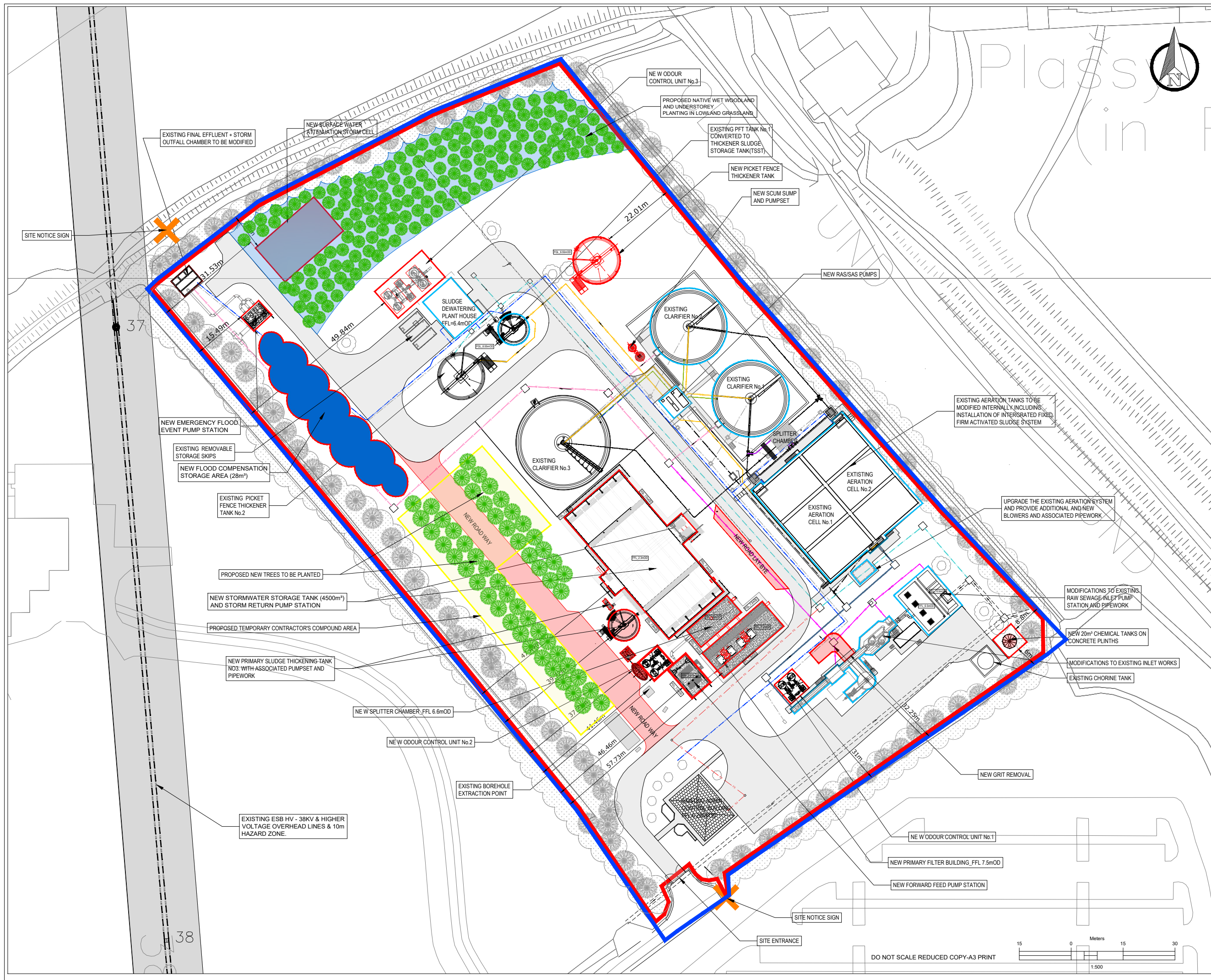
Consultant:
J. B. Barry and Partners Limited
 Consulting Engineers
 Classon House
 Dundrum Business
 Park
 Dundrum Road
 Dublin 14
 Tel: +353-1-4851400
 email: info@jbbarry.ie
 website: www.jbbarry.ie

Project:
**CASTLETROY WASTEWATER
 TREATMENT PLANT**

Drawing Title
EXISTING SITE LAYOUT PLAN

Drawn by: LHA Date: DEC.2022
 Checked by: PH Date: DEC.2022
 Approved by: PJ Date: DEC.2022
 Internal Project REF: 20701
 Scales: 1:500 @ A1
 Stage: EIAR

Drawing No.: 20701-JBB-00-XX-DR-Z-1203
 Revision: C01
 Suitability Code: A1



Copyright
 This drawing and any design hereon is the copyright of the Consultants and must not be reproduced without their written consent.
 All drawings remain the property of the Consultants.

Notes:
 1. All levels are in metres and relate to O.S. Datum MALIN.
 2. This drawing is reproduced from digital maps:
 O.S. MAPS - Scale 1:2,500
 Discovery Series - Scale 1:50,000
 3. All Maps are referenced to IRISH TRANSVERSE MERCATOR (I.T.M.)
 4. Ordnance Survey Ireland Licence No. EN 0003022
 © Government of Ireland.

MAPPING
 OS SHEETS: 4683-A, 4683-C,
 DISCOVERY SERIES: OS1614_D
 TOWN LAND : DROMORE
 SITE LOCATION CO-ORDINATE
 X-560717.1877 Y-658463.5332

LEGEND

SITE BOUNDARY OUTLINED IN RED

LANDS IN CONTROL OF THE APPLICANT OUTLINED IN BLUE

SITE AREA = 3.166Ha

PROPOSED UPGRADE WORKS

PROPOSED NEW WORKS & PIPEWORK

ESB HV - 38KV & HIGHER VOLTAGE OVERHEAD LINES*

NOTE:
 MAXIMUM FLOOD LEVEL IS +6.93MOD

REFER TO 20701-JBB-00-XX-DR-Z-01202 SITE LOCATION MAP FOR FULL EXTENT OF SITE NOTICE LOCATIONS.

Rev	Suit	Description	Drawn	Chk'd	Date
C01	A1	ISSUED FOR EIA	LA	PJ	28.02.23

Client:

Irish Water
 Cullin House
 24-26 Talbot Street
 Dublin 1
 Tel: 1890 278 278
 Int: +353-1-707 2828
 Email: info@water.ie
 Web: www.water.ie

Consultant:

J. B. Barry and Partners Limited
 Consulting Engineers

Classon House
 Dundrum Business Park
 Dundrum Road
 Dublin 14
 Tel: +353-1-4851400
 email: info@jbbarry.ie
 website: www.jbbarry.ie

Project:

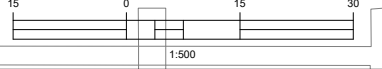
CASTLETROY WASTEWATER TREATMENT PLANT

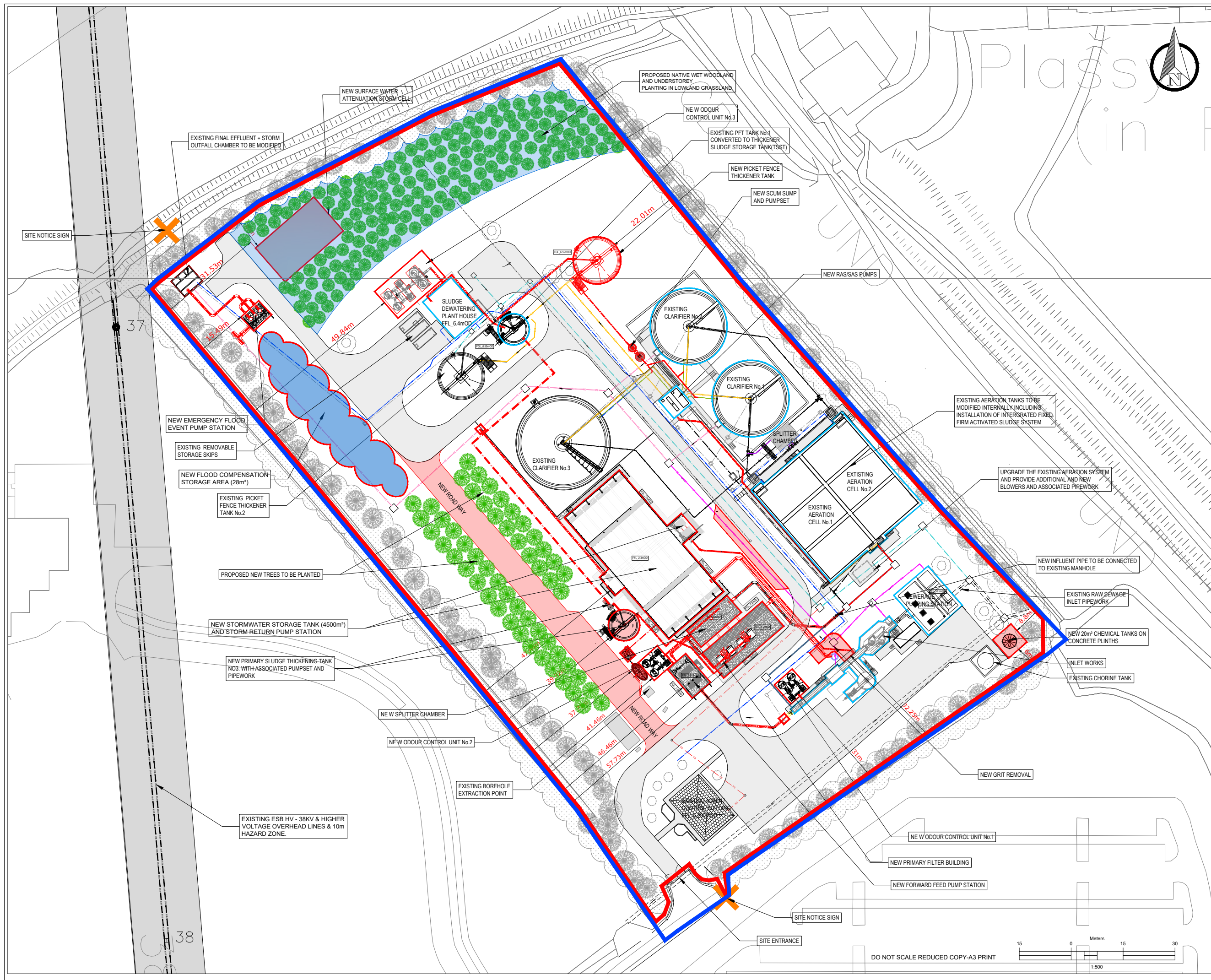
Drawing Title

PROPOSED SITE LAYOUT PLAN

Drawn by:	LHA	Date:	DEC.2022
Checked by:	PH	Date:	DEC.2022
Approved by:	PJ	Date:	DEC.2022
Internal Project REF:	20701		
Scales:	1:500 @ A1		
Stage:	EIA		
Drawing No.:	20701-JBB-00-XX-DR-Z-1204	Revision	C01
		Suitability Code	A1

DO NOT SCALE REDUCED COPY-A3 PRINT





© Copyright
 This drawing and any design hereon is the copyright of the Consultants and must not be reproduced without their written consent.
 All drawings remain the property of the Consultants.

Notes:
 1. All levels are in metres and relate to O.S. Datum MALIN.
 2. This drawing is reproduced from digital maps:
 O.S. MAPS - Scale 1:2,500
 Discovery Series - Scale 1:1,000
 Discovery Series - Scale 1:50,000
 3. All Maps are referenced to IRISH TRANSVERSE MERCATOR (I.T.M.)
 4. Ordnance Survey Ireland Licence No. EN 0003022
 © Government of Ireland.

MAPPING
 OS SHEETS: 4683-A, 4683-C,
 DISCOVERY SERIES: OS1614_D
 TOWN LAND : DROMORE
 SITE LOCATION CO-ORDINATE
 X-560717.1877 Y-658463.5332

LEGEND

SITE BOUNDARY OUTLINED IN RED

LANDS IN CONTROL OF THE APPLICANT OUTLINED IN BLUE

SITE AREA = 3.166Ha

PROPOSED UPGRADE WORKS

PROPOSED NEW WORKS & PIPEWORK

EXISTING WATERMAIN

EXISTING FINAL EFFLUENT

EXISTING SETTLED EFFLUENT

EXISTING CABLE DUCTS

EXISTING RAW SEWAGE

EXISTING SUPERNATANT

EXISTING SAS

EXISTING RETURN SLUDGE R/MAIN

EXISTING SCUM PIPE

EXISTING STORM OVERFLOW

EXISTING SITE FOULSEWER

EXISTING SITE SURFACE WATER DRAINAGE

ESB HV - 38KV & HIGHER VOLTAGE OVERHEAD LINES*

NOTE:
 MAXIMUM FLOOD LEVEL IS +6.93MOD

Rev	Suit	Description	Drawn	Chk'd	Date
C01	A1	ISSUED FOR EIAR	LA	PJ	28.02.23

Client:
Irish Water
 Calill House
 24-26 Talbot Street
 Dublin 1
 Tel: 1890 278 278
 Int: +353-1-707 2828
 Email: info@water.ie
 Web: www.water.ie

Consultant:
J. B. Barry and Partners Limited
 Consulting Engineers
 Classon House
 Dundrum Business Park
 Dundrum Road
 Dublin 14
 Tel: +353-1-4851400
 email: info@jbbarry.ie
 website: www.jbbarry.ie

Project:
CASTLETROY WASTEWATER TREATMENT PLANT

Drawing Title
PROPOSED PIPE WORK LAYOUT PLAN

Drawn by: LHA Date: DEC.2022
 Checked by: PH Date: DEC.2022
 Approved by: PJ Date: DEC.2022
 Internal Project REF: 20701
 Scales: 1:500 @ A1
 Stage: EIAR

Drawing No: 20701-JBB-00-XX-DR-Z-1205 Revision: C01 Suitability Code: A1

DO NOT SCALE REDUCED COPY-A3 PRINT

15 0 Meters 15 30
 1:500



Copyright
 This drawing and any design hereon is the copyright of the Consultants and must not be reproduced without their written consent.
 All drawings remain the property of the Consultants.

Notes:
 1. All levels are in metres and relate to O.S. Datum MALIN.
 2. This drawing is reproduced from digital maps:
 O.S. MAPS - Scale 1:2,500
 Discovery Series - Scale 1:50,000
 3. All Maps are referenced to IRISH TRANSVERSE MERCATOR (I.T.M.)
 4. Ordnance Survey Ireland Licence No. EN 0003022
 © Government of Ireland.

MAPPING
 OS SHEETS: 4683-A, 4683-C,
 DISCOVERY SERIES: OS1614_D
 TOWN LAND : DROMORE
 SITE LOCATION CO-ORDINATE
 X-560717.1877 Y-658463.5332

LEGEND

SITE BOUNDARY OUTLINED IN RED

LANDS IN CONTROL OF THE APPLICANT OUTLINED IN BLUE

SITE AREA = 3.166Ha

PROPOSED UPGRADE WORKS

PROPOSED NEW WORKS & PIPEWORK

ESB HV - 38KV & HIGHER VOLTAGE OVERHEAD LINES*

NOTE:
 MAXIMUM FLOOD LEVEL IS +6.93MOD

Rev	Suit	Description	LA	PJ	28.02.23
C01	A1				

Client:
Irish Water
 Cullin House
 24-26 Talbot Street
 Dublin 1
 Tel: 1890 278 278
 Int: +353-1-707 2828
 Email: info@water.ie
 Web: www.water.ie

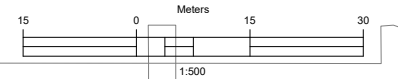
Consultant:
J. B. Barry and Partners Limited
 Consulting Engineers
 Classon House
 Dundrum Business Park
 Dundrum Road
 Dublin 14
 Tel: +353-1-4851400
 email: info@jbbarry.ie
 website: www.jbbarry.ie

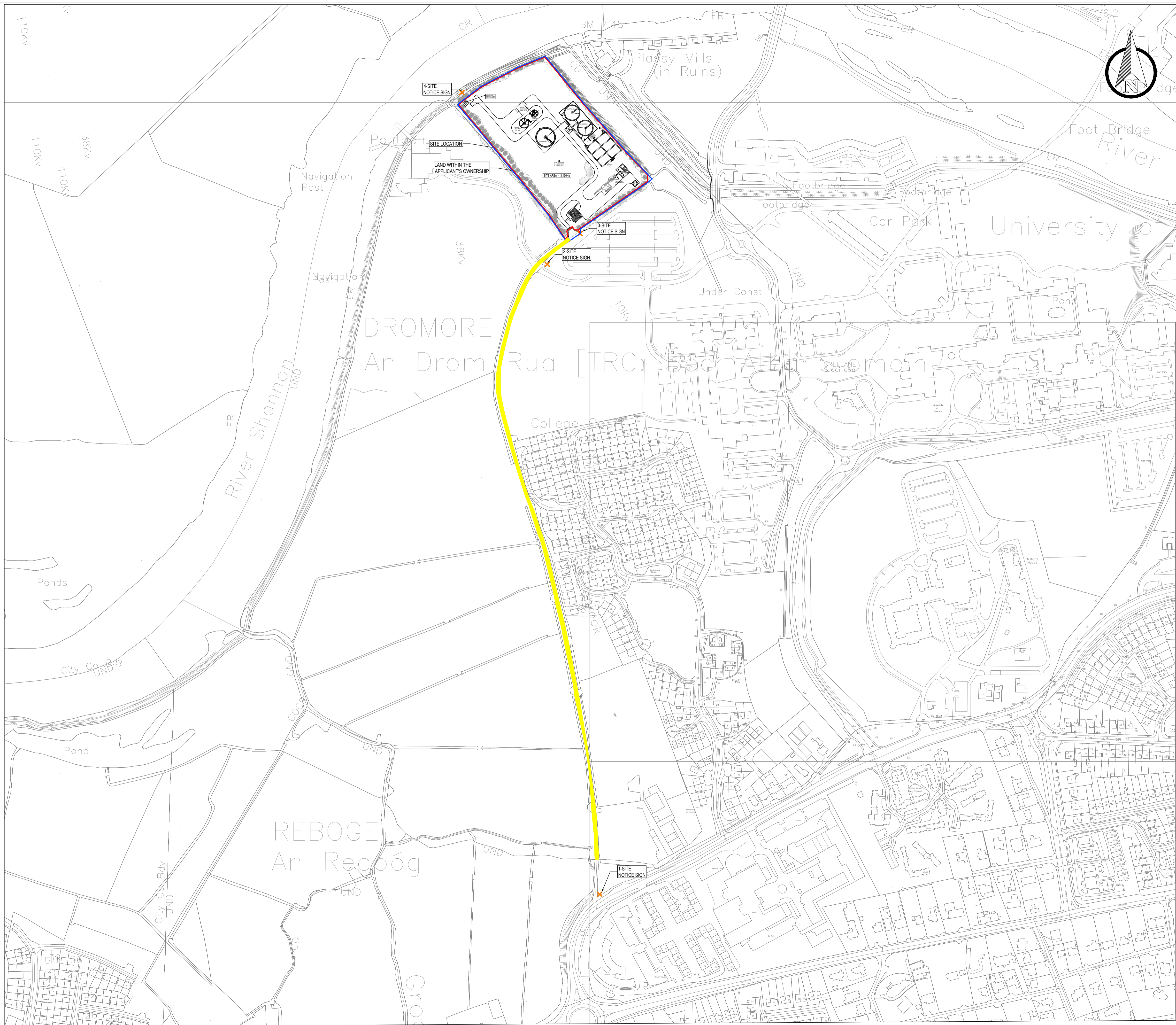
Project:
CASTLETROY WASTEWATER TREATMENT PLANT

Drawing Title
PROPOSED SITE DRAINAGE LAYOUT PLAN

Drawn by: LHA Date: DEC.2022
 Checked by: PH Date: DEC.2022
 Approved by: PJ Date: DEC.2022
 Internal Project REF: 20701
 Scales: 1:500 @ A1
 Stage: EIAR
 Drawing No: 20701-JBB-00-XX-DR-Z-1207
 Revision: C01
 Suitability Code: A1

DO NOT SCALE REDUCED COPY-A3 PRINT





© Copyright
 This drawing and any design hereon is the copyright of the Consultants and must not be reproduced without their written consent.
 All drawings remain the property of the Consultants.

Notes:
 1. All levels are in metres and relate to O.S. Datum MALIN.
 2. This drawing is reproduced from digital maps:
 O.S. MAPS - Scale 1:2,500
 O.S. MAPS - Scale 1:1,000
 Discovery Series - Scale 1:50,000
 3. All Maps are referenced to IRISH TRANSVERSE MERCATOR (I.T.M.)
 4. Ordnance Survey Ireland Licence No. EN 0003020
 ©Government of Ireland.

MAPPING
 OS SHEETS: 4683-A, 4683-C,
 DISCOVERY SERIES: OS1614_D
 TOWN LAND : DROMORE
 SITE LOCATION CO-ORDINATE
 X-560717.1877 Y-658463.5332

- LEGEND:**
- SITE BOUNDARY
OUTLINED IN RED
 - LANDS IN CONTROL OF
THE APPLICANT
OUTLINED IN BLUE
 - RIGHT OF WAY-WAYLEAVE
OUTLINED IN YELLOW
 - SITE AREA = 3.166Ha

Rev	Suit.	Description	Drawn	Chk'd	Date
C01	A1	ISSUED FOR PLANNING	LHA	PJ	28.02.23

Client:



Irish Water
 Coláil House
 24-26 Talbot Street
 Dublin 1
 Tel: 1890 278 278
 Int: +353-1-707 2828
 Email: info@water.ie
 Web: www.water.ie

Consultant:

J. B. Barry and Partners Limited
 Consulting Engineers



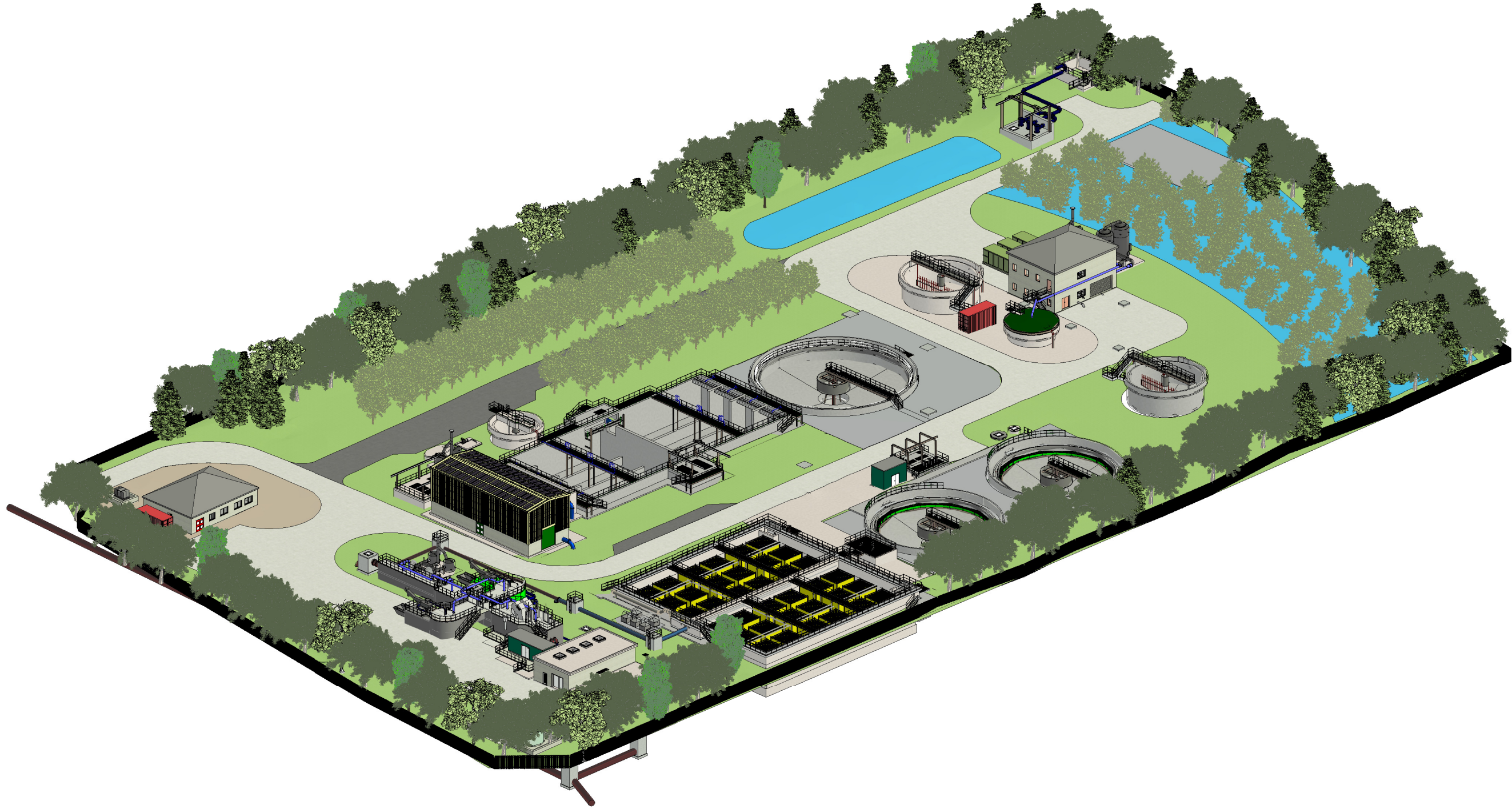
Classon House
 Dundrum Business Park
 Dundrum Road
 Dublin 14
 Tel: +353-1-4851400
 email: info@jbbarry.ie
 website: www.jbbarry.ie

Project:
CASTLETROY WASTEWATER TREATMENT PLANT

Drawing Title
RIGHT OF WAY-WAYLEAVE MAP

Drawn by: LHA Date: FEB.2023
 Checked by: PH Date: FEB.2023
 Approved by: PJ Date: FEB.2023
 Internal Project REF: 20701

Scales: 1:2500 @ A1
 Stage: PLANNING
 Drawing No.: 20701-JBB-00-XX-DR-Z-1208
 Revision: C01
 Suitability Code: A1



Copyright
 This drawing and any design here on is the copyright of the Consultants and must not be reproduced without their written consent. All drawings remain the property of the Consultants.

THIS DRAWING TO BE READ IN CONJUNCTION WITH ALL RELEVANT ARCHITECTS AND ENGINEERS DRAWINGS.

FIGURED DIMENSIONS ONLY TO BE TAKEN FROM THIS DRAWING.

ALL LEVELS ARE IN METRES AND RELATE TO DATUM AT MALIN HEAD.

THIS DRAWING IS REPRODUCED FROM DIGITAL MAPS:
 O.S. MAPS - Scale 1:2,500
 O.S. MAPS - Scale 1:1,000
 DISCOVERY SERIES - Scale 1:50,000

ALL MAPS ARE REFERENCED TO IRISH NATIONAL GRID (I.T.M.)

REPRODUCED FROM THE ORDNANCE SURVEY OF IRELAND BY PERMISSION OF THE GOVERNMENT. LICENSE NO. 3-3-34.

THIS DRAWING IS A COPY OF AN ELECTRONIC FILE AND IS COPYRIGHT.

ALL DIMENSIONS TO BE CHECKED ON SITE.

ALL MATERIALS AND WORKMANSHIP TO BE IN ACCORDANCE WITH ENGINEERS SPECIFICATION.

IT IS THE CONTRACTORS RESPONSIBILITY TO VERIFY ALL DIMENSIONS AND LEVELS PRIOR TO COMMENCEMENT OF CONSTRUCTION.

C02	A1	ISSUED FOR E.I.A.R.	PJ	28.02.23
Rev:	Suit:	Revision Description	Checked:	Date:

Client:

	Colvill House	Tel: 1890 278 278
	24-26 Talbot St	Int: +353-1-707 2828
	Dublin 1	email: info@water.ie
		Web: www.water.ie

Project:

CASTLETROY WASTEWATER TREATMENT PLANT

Clients Representative:

J. B. Barry and Partners Limited
 Consulting Engineers

Classon House	Tel: +353 1 485 1400
Dundrum Business	email: info@jbberry.ie
Park Dundrum Road	web: www.jbberry.ie
Dublin 14	

Drawn By:	LA	Date:	10/17/22
Checked By:	PH	Date:	10/17/22
Approved by:	PJ	Date:	10/17/22
Internal Project No.	20701-JBB-00-XX-DR-Z	Stage	E.I.A.R.

Drawing Title:

OVERALL 3D VIEW OF WWTP SITE

Scales:

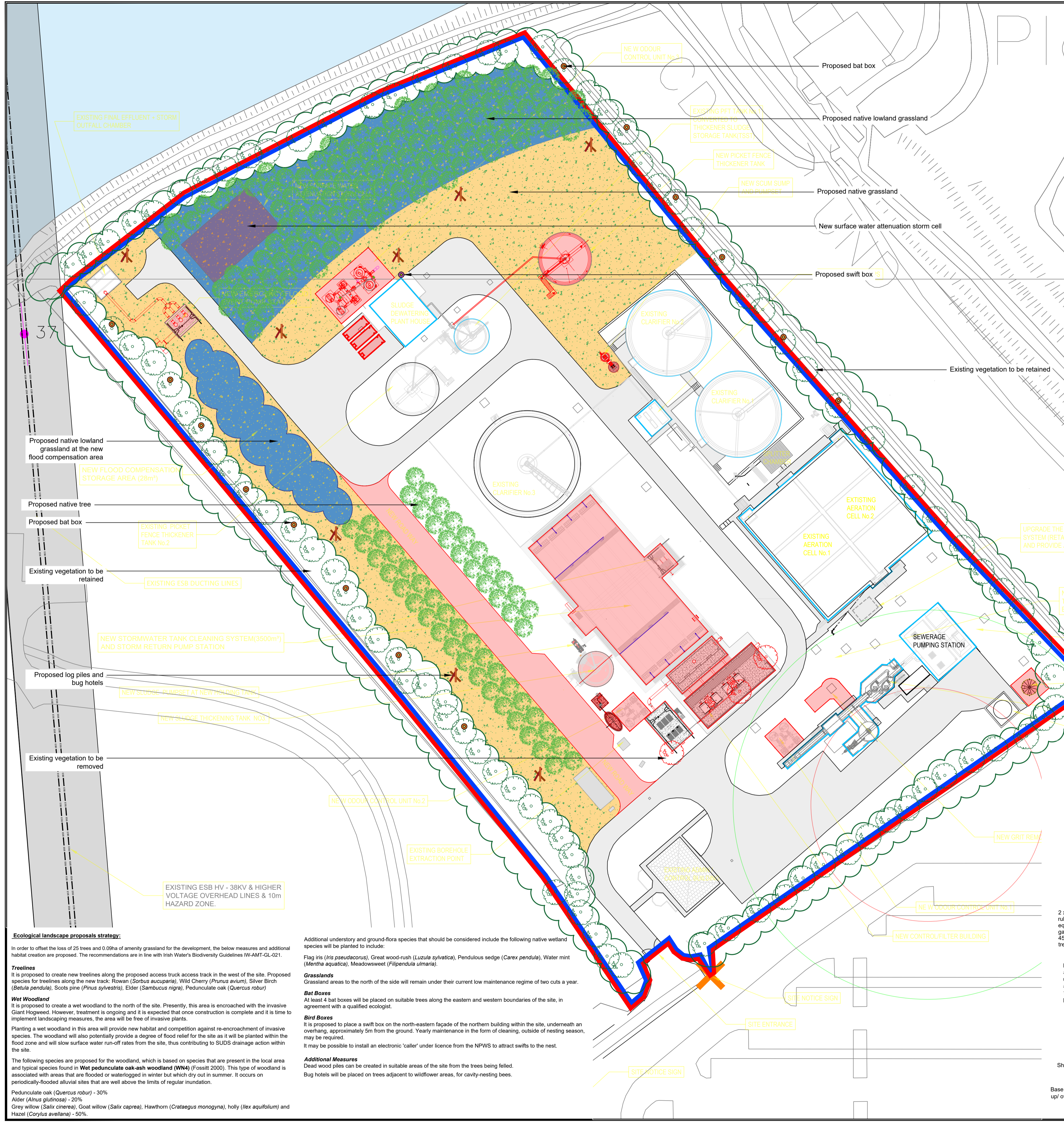
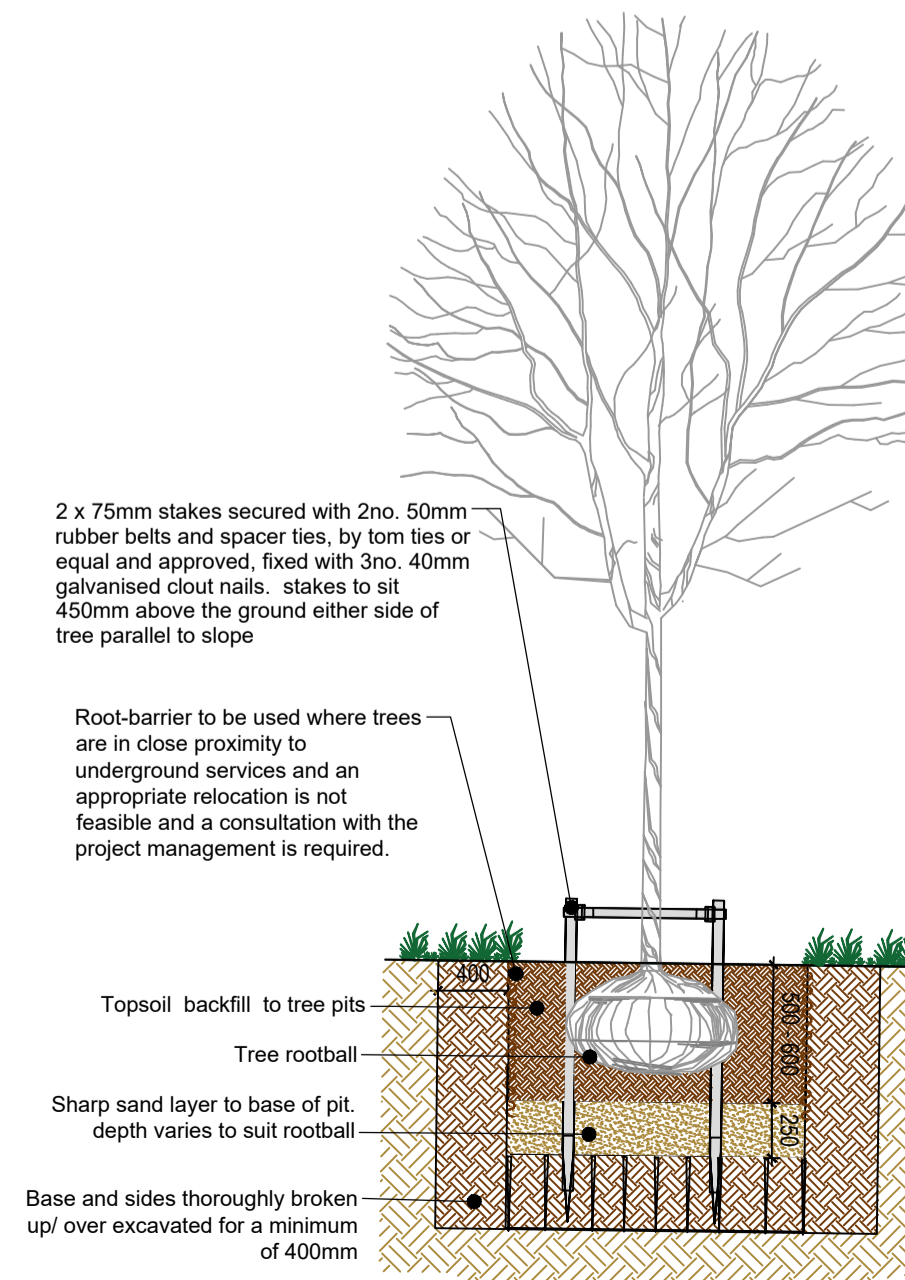
Drawing No:	Sheet No:	Revision:	Suitability:
20701-JBB-00-XX-DR-Z	01000	C02	A1

LEGEND

- SITE BOUNDARY
- EXISTING TREES TO BE RETAINED
- EXISTING TREES TO BE REMOVED
- EXISTING VEGETATION TO BE RETAINED AROUND THE SITE BOUNDARY
- PROPOSED NATIVE TREE AT THE TREELINES AND WET WOODLAND (53 No.)
- PROPOSED NATIVE WET WOODLAND AND UNDERSTOREY PLANTING IN LOWLAND GRASSLAND (2,833 sq.m.)
- PROPOSED NATIVE LOWLAND GRASSLAND AT NEW FLOOD COMPENSATION AND NORTHERN AREA (3,521 sq.m.)
- PROPOSED NATIVE GRASSLAND (4,826 sq.m.)
- PROPOSED SWIFT BOX - INDICATIVE LOCATION
- PROPOSED BAT BOX - INDICATIVE LOCATION
- PROPOSED LOG PILES AND BUG HOTELS

PLANTING SCHEDULE							
Proposed native treelines	Specification	Spacing (m CTR)	Total no.	Comments	Establishment Maintenance Period 18 months	Management year 1.5-5	
<i>Betula pendula</i>	RB Feathered 1.5m tall	5	10	To be planted in groups of three of the same species	Defective (dead or dying) plants to be replaced after year 1. Monthly tasks: -Trees stakes/ties to be checked, rejected and removed if necessary -Water weekly during dry weather -Weed removal at base of tree -Fertilise at base of tree	Every 3 years: -Trees to be pruned as if necessary to be kept away from overhead lines. -Tree ties and staking to be removed at start of management period, if the tree are properly establishment	
<i>Pinus sylvestris</i>	RB Feathered 1.5m tall		10				
<i>Prunus avium</i>	RB Feathered 1.5m tall		10				
<i>Sambucus nigra</i>	BR Whip 1-1.2m tall		4				
<i>Sorbus aucuparia</i>	RB Feathered 1.5m tall		10				
<i>Quercus robur</i>	RB Feathered 1.5m tall		10				
Total:			54				
Proposed wet woodland	Specification	Spacing (m CTR)	Total no.	Comments	Establishment Maintenance Period 18 months	Management year 1.5-5	
<i>Alnus glutinosa</i>	RB Feathered 1.5m tall	5	22	To be planted in groups of three of the same species	Defective (dead or dying) plants to be replaced after year 1. Monthly tasks: -Trees stakes/ties to be checked, rejected and removed if necessary -Water weekly during dry weather -Weed removal at base of tree -Fertilise at base of tree	Every 3 years: -Trees to be pruned as if necessary to be kept away from overhead lines. -Tree ties and staking to be removed at start of management period, if the tree are properly establishment	
<i>Corylus avellana</i>	BR Whip 1-1.2m tall		12				
<i>Crataegus monogyna</i>	BR Whip 1-1.2m tall		12				
<i>Ilex aquifolium</i>	BR Whip 1-1.2m tall		12				
<i>Quercus robur</i>	RB Feathered 1.5m tall		34				
<i>Salix caprea</i>	BR Whip 1-1.2m tall		11				
<i>Salix cinerea</i>	BR Whip 1-1.2m tall	11					
Total:			114				
Proposed wet woodland (understorey)	Specification	% in mix	Area (m ²)	Planting density (plants/m ²)	Total no.		
<i>Carex pendula</i>	10cm pot	15	2833	1	425		
<i>Filipendula ulmaria</i>	10cm pot	25			708		
<i>Iris pseudacorus</i>	10cm pot	25			708		
<i>Luzula sylvatica</i>	10cm pot	10			283		
<i>Mentha aquatica</i>	10cm pot	25			708		
Total:			2834				
Proposed native lowland grassland	Sowing Rate (grams / m)	% in mix	Total Area (m ²)	Total No. (kg)	Comments	Establishment Maintenance Period 18 months	Management year 1.5-5
EC05 Wetland Wild Flora (Seasonally Flooded) as provided by wildflowers.ie	1.5	100	3521	5.28	To be sown on retained existing topsoil. If grasses are present, reduce to ground level to expose soil.	Follow all Ireland pollinator plant guidelines to achieve full sward	Cut 1-2 times per year as required
Proposed native grassland	Sowing Rate (grams / m)	% in mix	Total Area (m ²)	Total No. (kg)	Comments	Establishment Maintenance Period 18 months	Management year 1.5-5
WF03 Bird Attracting Wildflowers as provided by wildflowers.ie	1	100	4826	4.83	To be sown on retained existing topsoil. If grasses are present, reduce to ground level to expose soil.	Follow all Ireland pollinator plant guidelines to achieve full sward	Cut 1-2 times per year as required

TREE PLANTING DETAIL



Ecological landscape proposals strategy:
 In order to offset the loss of 25 trees and 0.09ha of amenity grassland for the development, the below measures and additional habitat creation are proposed. The recommendations are in line with Irish Water's Biodiversity Guidelines IW-AMT-GL-021.

Treelines
 It is proposed to create new treelines along the proposed access truck access track in the west of the site. Proposed species for treelines along the new track: Rowan (*Sorbus aucuparia*), Wild Cherry (*Prunus avium*), Silver Birch (*Betula pendula*), Scots pine (*Pinus sylvestris*), Elder (*Sambucus nigra*), Pedunculate oak (*Quercus robur*)

Wet Woodland
 It is proposed to create a wet woodland to the north of the site. Presently, this area is encroached with the invasive Giant Hogweed. However, treatment is ongoing and it is expected that once construction is complete and it is time to implement landscaping measures, the area will be free of invasive plants.

Planting a wet woodland in this area will provide new habitat and competition against re-encroachment of invasive species. The woodland will also potentially provide a degree of flood relief for the site as it will be planted within the flood zone and will slow surface water run-off rates from the site, thus contributing to SUDS drainage action within the site.

The following species are proposed for the woodland, which is based on species that are present in the local area and typical species found in **Wet pedunculate oak-ash woodland (WN4)** (Fossitt 2000). This type of woodland is associated with areas that are flooded or waterlogged in winter but which dry out in summer. It occurs on periodically-flooded alluvial sites that are well above the limits of regular inundation.

Pedunculate oak (*Quercus robur*) - 30%
 Alder (*Alnus glutinosa*) - 20%
 Grey willow (*Salix cinerea*), Goat willow (*Salix caprea*), Hawthorn (*Crataegus monogyna*), holly (*Ilex aquifolium*) and Hazel (*Corylus avellana*) - 50%.

Additional understorey and ground-flora species that should be considered include the following native wetland species which will be planted to include:
 Flag Iris (*Iris pseudacorus*), Great wood-rush (*Luzula sylvatica*), Pendulous sedge (*Carex pendula*), Water mint (*Mentha aquatica*), Meadowsweet (*Filipendula ulmaria*).

Grasslands
 Grassland areas to the north of the site will remain under their current low maintenance regime of two cuts a year.

Bat Boxes
 At least 4 bat boxes will be placed on suitable trees along the eastern and western boundaries of the site, in agreement with a qualified ecologist.

Bird Boxes
 It is proposed to place a swift box on the north-eastern façade of the northern building within the site, underneath an overhang, approximately 5m from the ground. Yearly maintenance in the form of cleaning, outside of nesting season, may be required.
 It may be possible to install an electronic 'caller' under licence from the NPWS to attract swifts to the nest.

Additional Measures
 Dead wood piles can be created in suitable areas of the site from the trees being felled.
 Bug hotels will be placed on trees adjacent to wildflower areas, for cavity-nesting bees.

Unit 8
 Block 660
 Greenogue Business Plaza
 Greenogue Business Park
 Rathcoole
 Dublin D24 CY64

T +353 (0)1 685 5595
 E info@jbaconsulting.com
 www.jbaconsulting.com
 Twitter @JBAConsulting

Project Castle Troy WwTP

Title Ecological Landscape Proposals

Client for Irish Water

The property of this drawing and design vested in Jeremy Benn Associates Ltd. It shall not be reproduced in whole or in part, nor disclosed to a third party, without the prior written consent of Jeremy Benn Associates Ltd.

Drawn: CP	14/12/2022	Designed: CP	13/12/2022
Checked: COF	14/12/2022	Approved: BOC	14/12/2022
Project Reference: 2021S1217		Scale: 1:500 @ A1	
Drawing Number: GRF-JBA-XX-DR-LL-001	Status: S0	Revision: P01.01	Sheet Size: A1